

JULY TO SEPT 2022  
QUARTERLY  
REPORT

OUTLINING PROGRESS  
ON THE 2022-2023  
OPERATIONAL PLAN  
AND 2022/23-2025/26  
DELIVERY PROGRAM

INTEGRATED PLANNING AND  
REPORTING FRAMEWORK

Our home  
*Our City* **Our future**  


  
**FairfieldCity**  
Celebrating diversity

## THE INTEGRATED PLANNING AND REPORTING FRAMEWORK

The Local Government Integrated Planning and Reporting (IPR) Framework aims to ensure a more sustainable Local Government sector. All NSW Councils are required to develop a Community Strategic Plan (10 years) along with a Delivery Program (4 years) and Operational Plan (1 year). These documents are informed by a Resourcing Strategy (10 years) that is made up of a Long Term Financial Plan (Money), Asset Management Strategy (Assets) and Workforce Management Plan (People).



Figure 1: IPR Framework

In order to achieve the integration envisaged by the IPR framework, there is an alignment between the Fairfield City Plan (Community Strategic Plan), Resourcing Strategy, Delivery Program and the Operational Plan. This alignment is formed through the five Themes identified by the community in the Fairfield City Plan:

- **Theme 1: Community Wellbeing**
- **Theme 2: Places and Infrastructure**
- **Theme 3: Environmental Sustainability**
- **Theme 4: Strong and Resilient Economy**
- **Theme 5: Good Governance and Leadership**

The Delivery Program details the projects, programs and services Council will undertake during its term-of-office to help achieve the community outcomes identified in the Fairfield City Plan.

The Operational Plan is a sub plan of the Delivery Program, which outlines the projects, major programs and services that will be undertaken during the financial year. It also includes the budget details for the year. This report will be publicly available on Council's website.

## CONTENTS

SECTION 1 .....	4
PURPOSE OF THIS REPORT .....	4
SECTION 2 .....	5
EXECUTIVE SUMMARY .....	5
SECTION 3 .....	9
THEME 1: COMMUNITY WELLBEING.....	9
THEME 2: PLACES AND INFRASTRUCTURE .....	13
THEME 3: ENVIRONMENTAL SUSTAINABILITY .....	30
THEME 4: STRONG AND RESILIENT ECONOMY .....	34
THEME 5: GOOD GOVERNANCE AND LEADERSHIP .....	37
SECTION 4 .....	42
QUARTERLY BUDGET REVIEW STATEMENT – QUARTER ENDED SEPT 2022 .....	42

## SECTION 1

### PURPOSE OF THIS REPORT

Fairfield City Council's July to September 2022 Quarterly Report focuses on detailing a summary of Council's performance on the implementation of the 2022/23-2025/26 Delivery Program and the 2022-2023 Operational Plan.










The report is structured to provide concise information on the outcomes, which have been achieved for the community as well as any items that require attention that have occurred during the quarter of the financial year, from July to September 2022. This report has been developed around the five Theme areas to identify how Council is progressing towards achieving the community's goals and outcomes.

The report contains three elements:

- **Element 1** Focuses on how Council is tracking with implementing projects and programs along with the performance of the indicators identified in the 2022/23-2025/26 Delivery Program.
- **Element 2** Focuses on the implementation of the 2022-2023 Operational Plan including the status of the projects and programs by exception. Exception refers to projects and programs that have been completed are required to be changed, or added for Council's consideration. All projects that are identified to be delivered using Special Rate Variation (SRV) funds are highlighted throughout the report in **BLUE**.
- **Element 3** Details Council's financial position for the quarter against the 2022-2023 Operational Plan. This explains the status of Council's budget and identifies any adjustments required.

### How to Read the Report

Throughout the document each project is given a status, below are descriptions for each of these statuses.

	Completed:	Project has been completed.
	Progressing:	Project is progressing as planned for completion within the agreed timeframe.
	Delayed:	Project is delayed due to an issue and is currently impacting on the delivery timeframe.
	Discontinued:	Project is recommended / resolved not to proceed.
	Budget Adjustment:	Budget adjustment for a project is recommended.
	Scope Adjustment:	Project is recommended / resolved to be amended.
	New Project:	New project is being introduced into the Operational Plan.
	Postponed:	Project is recommended / resolved to be postponed to a future Operational Plan.
	Carry Forward: (Quarter 4 only)	Project has not been completed within the agreed timeframe and is recommended to be included into the next Operational Plan.

## **SECTION 2**

### **EXECUTIVE SUMMARY**

The Quarterly Report has been developed around each of the 5 Themes, as identified in the 2022/23-2025/26 Delivery Program and the 2022-2023 Operational Plan. It reports on the performance measures, status of projects, highlights, service achievements and the advocacy undertaken within each of the Themes during the July to September 2022 quarter.

For the 3 months ended 30 September 2022, Council generated a net operating surplus (before capital grants and contributions) of \$2.680m compared to a budget deficit of \$1.276m. The better than budget result is primarily due to a quicker than expected post COVID recovery in revenue from facilities and services, increased occupancy rates in childcare centres, increased investment income, and savings in maintenance & repair costs and consultancy costs due to delays arising from the sustained wet weather.

COVID-19 affected all Council's operations during the previous 2 financial years, however, the removal of restrictions under Public Health Orders in 2022 has facilitated a return to 'normal' this financial year. Council's original budget (2022-2023 Operational Plan) was prepared on the basis that results would not be impacted by the negative financial effects of COVID-19, but it was difficult to accurately anticipate the speed of recovery or the lingering long-term impact on services after such a lengthy period of restrictions. Therefore, the above budget revenue result for the 1st quarter is a pleasing result, with the strength of this performance evidenced by operating revenue (excluding rates & charges and capital grants) exceeding the comparable result for the quarter ended 30 September 2019, which is the first year that this has been achieved since the outbreak of COVID. It is a credit to the resilience of the community and staff that this transition has been achieved in such an efficient and timely manner.

Council is working hard to deliver services to the community and remain financially sustainable through revenue growth and effective cost management, but it also recognises the important role that it plays in supporting the community. Therefore, it has actively worked to increase community and economic activities in a safe and coordinated approach. This has included hosting the first ever Fairfield Spring Fest in Fairfield in September, conducting Wonderful Wednesday events in Fairfield, holding the Cabramatta Moon Festival, and facilitating business programs through Fairfield City HQ.

Many years of prudent financial management enable Council to continue to invest in community infrastructure and deliver a large capital works program, which creates jobs, opportunities and services for the community. The financial resilience of Council is evidenced by the improved operating performance this quarter.

## Key Highlights during the Quarter

During the quarter July to September 2022 some of the key highlights included:

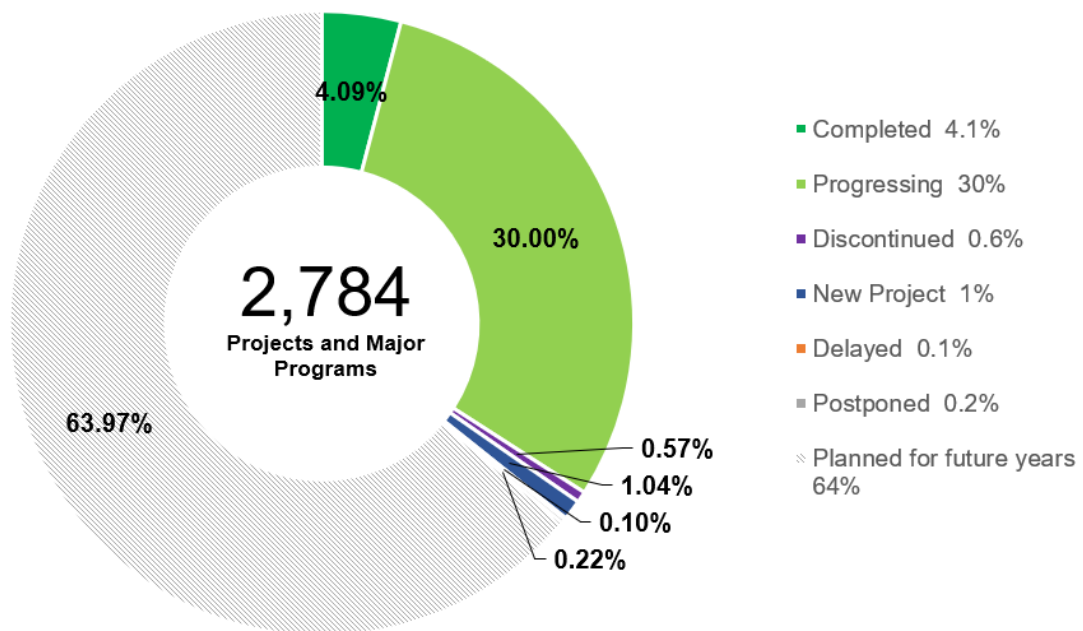
- Hosted the first ever Fairfield Spring Fest event, two days of non-stop fun, food, live music and kid's activities at Fairfield City Centre in September 2022.
- Upgraded the Bonnyrigg Community Hall, which included accessible toilet.
- Welcomed 1,102 new Australian citizenship recipients in ceremonies across the City.
- Increased Council's total social media followers to 28,041.
- Commenced the replacement of the Prairiewood Leisure Centre 50m pool liner.
- Lodged the Development Application for the Fairfield Showground Stage 2 Regional Multicultural and Indoor Sports Centre.
- Completed a new park at Ascot Street, which includes playground equipment and pathway connections.
- Upgraded the goal posts across parks and sportsfields throughout the City, including Adams Park (1 Field), Fairfield Park (1 Field), Powhatan Sportsfield (2 Fields), Joe Broad Sportsfield (2 Fields) and Rosford Sportsfield (1 Field).
- Renewed over 11.2 km of roads throughout the City.
- Constructed over 2km new footpath and renewed 1.9 km of footpaths throughout the City.
- Nalawala Community/Educational Garden is now operational and being used as part of educational workshops including volunteer days at the Community Nursery.
- Held a free annual Spring Clean Drop Off event at Fairfield Showground. Residents dropped off toys, furniture, bagged or tied garden waste, white goods, mattresses and e-waste like TVs and computers.
- Donated one thousand dollars (\$1,000.00) from the Mayoral Scholarship Fund to a student to participate at the 2022 Australian Trans-Tasman Frisbee Series to be held in New Zealand from September to October 2022.
- Donated one thousand dollars (\$1,000.00) from the Mayoral Community Benefit Fund to the Fairfield Bulls Football Club Incorporated towards resurfacing of Nineveh Stadium.
- Held the incredible Cabramatta Moon Festival, a jam-packed day of entertainment, food and market stalls, traditional lion dance, musical performances, carnival games, evening fireworks and plenty of family fun.
- Held 2 Wonderful Wednesday events in Fairfield's Ware and Spencer streets, and Thomas Ware Plaza encouraging shoppers to come down to enjoy free entertainment and 'Experience Cosmopolitan Shopping'.
- Facilitated 20 business programs through Fairfield City HQ, including Preparing a Business Plan, How To Create Video Testimonials That Attract New Business, How to set up an Australian not for profit organisation, Key Mistakes to Avoid when Purchasing a Property, Social Media Content Ideas For Your Business and Understanding Interest Rates
- Had over 100,000 community members attend major events across the City this quarter.
- Achieved a 98% occupancy rate of Council's commercially leased or licensed properties.

## Measuring Our Progress - 2022/23-2025/26 Delivery Program

The Delivery Program is a four-year plan that tells the community what Council will be doing in response to the community's vision, priorities and goals identified in the Fairfield City Plan. Council measures its performance against the 2022/23-2025/26 Delivery Program as a whole through its indicator measures for services, and delivery of its projects and major programs to ensure that Council is achieving what was identified to be delivered.

The projects, major programs and services that are identified to be delivered during the four-year Delivery Program, are detailed each financial year in the Operational Plan and any scope or budget changes are requested and approved through the Quarterly Reports.

Currently Council is implementing the first year of the 2022/23-2025/26 Delivery Program with Council's performance on its projects and major programs to date since July 2022 demonstrated in Figure 2.



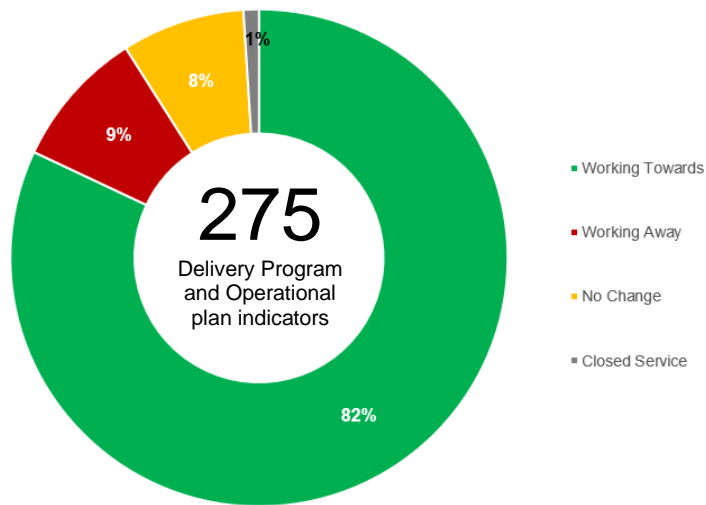
**Figure 2: Overall status of projects and major programs identified in the 2022/23-2025/26 Delivery Program and subsequent Operational Plans**

Of the 2,784 projects identified in the 2022/23-2025/26 Delivery Program, 4.1% are completed, 0.6% are discontinued and 30% of projects have been progressing as planned. Overall, Council is progressing well with the implementation of its projects and major programs.

## Indicator Measures

Indicator measures are methods of assessment used to review how Council is progressing towards achieving the vision, priorities and goals of the community as identified in the 2022-2032 Fairfield City Plan. They are applied to the services outlined in the Delivery Program and in more detail the Operational Plan.

The trend in the performance of these Indicators is reviewed each quarter with the overall performance for July to September 2022 provided below in **Figure 3**. As can be seen during this quarter Council is in a positive position with 82% of its indicators demonstrating that Council is working towards the Community's vision. The 9% of indicators working away from achieving the community's vision is due unplanned work as well as staff shortages from testing positive to COVID-19. 1% of indicators were impacted due to the temporary closure of services.

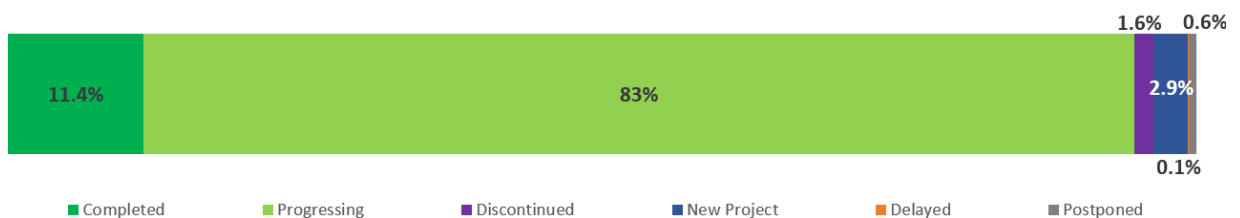


**Figure 3: Overall performance of Council's indicators for the Quarter**

## 2022-2023 Operational Plan

Council reports to the community each quarter on projects and major programs identified in the 2022-2023 Operational Plan by exception, which means this report identifies projects that have been completed, delayed, introduced, discontinued, postponed, or had a budget and / or scope change.

Over the 3 months from July to September 2022, 114 projects and major programs have been completed, with 837 progressing, 16 projects to be discontinued, 29 projects to be introduced, 1 project delayed, and 6 projects to be postponed to a future year. **Figure 4** graphically demonstrates the percentage of the projects and major programs as at the end of the quarter for each status.



**Figure 4: Status of all projects and major programs identified in the 2022-2023 Operational Plan**



## **SECTION 3**

### **EXCEPTION COMMENTS BY THEME – PROJECTS AND MAJOR PROGRAMS**

The projects component of this Quarterly Report identifies the projects, major programs and services listed in the 2022-2023 Operational Plan by exception, which means this report identifies projects that are completed, discontinued, postponed, or carry forward.

Council received a Special Rate Variation (SRV) in 2014 to ensure that Council can meet the growing needs of the community and significantly improve current assets. All projects that are identified to be delivered using SRV funds are highlighted throughout the report in **BLUE**.

Also included in this report are the indicators that measure Council's performance on the Community's goals as identified in the Fairfield City Plan. The Delivery Program indicators track the trend towards or away from the Community goals and the Operational Plan indicators show the quantitative result delivered for the quarter.

### **THEME 1: COMMUNITY WELLBEING**

Community Wellbeing relates to the quality of life the community enjoys living, working, playing, shopping or visiting Fairfield City. It's about a good relationship with our neighbours, the opportunities the community has to meet their daily needs and achieve their ambitions, a sense of belonging, respect for the things the community values, the support that's available when it is required, and the pride experienced by the diverse community and neighbourhoods.

#### **Key Highlights**

- Held a free open day at the Fairfield Youth and Community Centre, an opportunity to discover the amazing facilities and programs available at the centre, including sports courts, trampolines, meeting rooms and more.
- Received 134,206 unique visits to Council's website.
- Upgraded the Bonnyrigg Community Hall, which included accessible toilet.
- Welcomed 1,102 new Australian citizenship recipients in ceremonies across the City.
- Increased Council's total social media followers to 28,041.
- Received 174,150 visits to Fairfield Showground.

## Projects and Major Programs Report by Exception

ID No.	Name	Responsible Officer	22/23 Budget	Status	Comments
IN22720	<b>Community Business Hub Public Domain Upgrade - Barbara Street/Kenyon St/Downey Lane - Design</b> Develop a design for the surrounding public domain around the new Community Business Hub to enhance the new facilities sense of primacy in the City Centre and improve accessibility. Year 1 of a 2 year project.	Manager Fairfield Place and Public Domain Planning	\$354,100	✓	This is a multi-year project, with key milestones achieved including scope of work and designs. It is proposed reallocate the remaining budget into IN23720 - Community Business Hub Public Domain Upgrade for the construction phase.
IN22955	<b>Fairfield Memories of Vietnam War</b> Expanding the Fairfield Heritage Collection by recording digital interviews of up to 10 veterans about the Vietnam war	Manager Libraries and Museums	\$5,500	✓	Project completed with recorded interviews undertaken to capture memories from veterans about the Vietnam War, which has been uploaded onto the Fairfield Heritage Collection website.
IN23896	<b>Entry Booth - Aquatopia</b> Design and construct a six-window ticketing entry booth for Aquatopia, including queuing rails and shade, entry paths, security fencing, CCTV cameras and fit-out.	Manager Showground, Golf Course and Leisure centres	\$350,000	✗	It is proposed to discontinue this project as implementation will be undertaken as part of an existing project SP20558-1 and therefore the remaining budget of \$350,000 from General Funds be reallocated for that purpose. Furthermore, it is proposed to change funding source from General Funds to SRV Reserve due to internal review undertaken.
IN23961	<b>We Eat this Bread project</b> Host the traditional Filipino Boodle Fight event, which includes colourful performances, music and family friendly activities as well as develop a youth art and culture program for local schools in the Fairfield City.	Manager Libraries and Museums	\$0	+	It is proposed to introduce a new project due to a successful grant application to run an exhibition and food event at the Fairfield City Museum and Gallery.
IN23962	<b>Australian Early Development Census - Capacity Building</b> Develop the skills of early learning educators to better support programs and students with language delay within our centres.	Manager Children and Family Services	\$0	+	It is proposed to introduce a new project due to a successful grant application to upskill early learning educators.
IN23964	<b>Fairfield Showground Fields Lighting Upgrade</b> Upgrade the fields lighting at the Fairfield Showground.	Manager Major Projects and Planning	\$0	+	It is proposed to introduce this as a new project with an associated budget \$400,000 from General Funds, which would upgrade the fields lighting suitable for FIFA soccer training and local broadcast opportunities.
MPDU2201	<b>Access Upgrades</b> Complete upgrades to Bonnyrigg Community Hall and Brenan Park Community Hall, including accessible toilet at Bonnyrigg Community Hall.	Manager Social Planning and Community Development	\$52,973	✓	Works completed at Bonnyrigg Community Centre. However, it proposed that the project scope be amended to remove Brenan Park Community Hall scope of works as it is being incorporated into existing project MPDU2301.

✓ Completed
➔ Progressing
✗ Discontinued
▲ Scope Change
📅 Postponed
! Delayed
💰 Budget Change
+ New Project
 ↻ Carry Forward

## 2022/23-2025/26 DELIVERY PROGRAM INDICATORS

Services	Indicators	Trend
<b>Children and Family Services</b>	% Parents satisfied with children and family services program in which their child participates	N/A**
	% Early Learning Centres whose overall quality rating meet or exceed the national quality standards	↑
<b>Communications and Marketing</b>	# Community engagement promotions	↑
	% Media releases which result in positive news stories	↑
	# Information items translated into community languages	↑
	% Community feels Council communicates well with residents	↑
<b>Community Compliance</b>	# Community compliance matters investigated	↑
	# Traffic related matters within school zones investigated	↑
<b>Community Facilities</b>	# Visits at community centres	↑
	% Casual hire satisfied with Council's facilities	↓*
	% Regular hire satisfied with Council's facilities	↓*
<b>Leisure Centres</b>	\$ Leisure centres subsidies provided to the community	↓
	Leisure centres customer satisfaction survey	↑
<b>Library Services</b>	% Customer satisfaction with Council's Libraries survey (including educational programs)	↑
<b>Museum and Gallery</b>	% Community satisfaction with the Museum and Gallery	↑
<b>Showground and Golf Course</b>	Fairfield Showground markets customer satisfaction survey (Bi-annual survey rating quality/value of markets)	↑
	# Events and activities hired / hosted at the showground	↑
<b>Social Planning and Community Development</b>	% Cultural and community events or activities that makes residents feel part of their community	N/A**
	# Programs and services delivered through grant funding	↑
	% of residents that feel Council supports the health and wellbeing of our communities	N/A**
	# Community safety education and awareness raising programs delivered	↑
	% Annual satisfaction survey with partners	N/A**
	\$Financial support provided to community and social groups	↑
	# Advocacy to support community issues	↑
	% Satisfied with services in Council's youth facilities	N/A**
	% Satisfied with Council's services for the elderly	N/A**
% Organisations who attend interagency networks that feel supported by Council	N/A**	

Note: \* this Service was impacted by COVID-19

Note: \*\* this data is collected in a future quarterly reporting period

### Key for trends:

↑ or ↓ is working towards the community's goals

X services were closed during this period

↔ Is no change

↑ or ↓ is working away from the community's goals

## 2022-2023 OPERATIONAL PLAN INDICATORS

Services	Indicators	Result
<b>Children and Family Services</b>	% Utilisation rate for childcare and long day care service	95.51
	# Clients supported by projects delivered by Fairstart	186
	# Family Day Care registered educators	33
	# Compliance visits undertaken for Family Day Care	118
	# Children with additional learning needs enrolled at ECEC service	105
<b>Communications and Marketing</b>	# New citizenship recipients	1102
	# Publications produced	18
	# Graphic design and printing jobs completed within the agreed timeframe	625
	# Total social media followers	28,041
	# Unique visits to website	134,206
<b>Community Compliance</b>	# Cats and dogs impounded	123
	# Cats and dogs returned/rehoused	115
	# Community compliance education programs	0
<b>Community Facilities</b>	# Community buses booked	6
	# Community Centres/Halls booked	228
	% Sportsfields booked	60%
	# Tennis court bookings currently managed by Council	421
<b>Leisure Centres</b>	# Average number of reportable safety incidents at each leisure centre	4
	# Visits at aquatic and dry recreation at leisure centres	208,990
	% Water quality compliance with health regulations	100%
<b>Library Services</b>	# Visits to Fairfield City Open Libraries	127, 445
	# Active library memberships	137,596
	# Library programs delivered	59
<b>Museum and Gallery</b>	# Visitors to the Museum	3,591
	# Exhibitions held	2
<b>Showground and Golf Course</b>	# Visitors to the Showground	174,150
	# Reportable safety incidents at the Fairfield Showground	1
	% Occupancy at Fairfield Markets	72%
<b>Social and Cultural Development</b>	# Cultural and community events or activities delivered and supported by Council	1
	# Grant funds received to deliver services and programs	6
	# People accessing Community Profile website	1795
	# Health programs and activities provided	45
	# Initiatives to promote community safety	1
	# Capacity building programs or opportunities delivered	0
	# Youth programs and events delivered	5
# Senior programs and events delivered	3	

Note: \* this Service was impacted by COVID-19

## THEME 2: PLACES AND INFRASTRUCTURE

Places and Infrastructure are the buildings, facilities, open space, town centres, roads, footpaths, public transport and all other built structures that the community use to meet their day to day and future needs. Place is more than just a location. It is about strengthening the connection between the community and a public space by preserving, restoring and improving the historic character through place making. The availability of places and infrastructure in the community enables services to be provided and therefore contributes to the wellbeing of the community. The quality of our places and infrastructure create a first impression for visitors to the City and helps shape the pride the community takes in their area.

### Key Highlights











- Commenced construction for the Fairfield Golf Course Detention Basin Upgrade.
- Commenced design for the Fairfield Leisure Centre 25m Pool Roof Replacement.
- Completed the design for the Public Legacy Spaces Program in Bareena Park and Fairfield Heights Park.
- Commenced the replacement of the Prairiewood Leisure Centre 50m pool liner.
- Lodged the Development Application for the Fairfield Showground Stage 2 Regional Multicultural and Indoor Sports Centre.
- Undertook 53 instances of graffiti removal on Council properties.
- Completed a new park at Ascot Street, which includes playground equipment and pathway connections.
- Installed pedestrian refuge with associated signage and line marking on Polding Street, Cabramatta West.
- Reconstructed a single lane roundabout with wider centre island with associated signage and line marking at the intersection of Canley Vale Road and Humphries Road, Wakeley.
- Upgraded the goal posts across parks and sportsfields throughout the City, including Adams Park (1 Field), Fairfield Park (1 Field), Powhatan Sportsfield (2 Fields), Joe Broad Sportsfield (2 Fields) and Rosford Sportsfield (1 Field).
- Renewed over 1.9 km of footpaths throughout the City.
- Renewed over 1 km of kerbs and gutters throughout the City.
- Renewed over 11.2 km of roads throughout the City.
- Constructed over 2km of new footpath throughout the City.










## Projects and Major Programs Report by Exception

ID No.	Name	Responsible Officer	22/23 Budget	Status	Comments
IN18608	<b>Floyd Bay Boat Ramp - Design</b> Design the upgrade and emergency repairs to the boat ramp at Floyd Bay, Lansvale.	Manager City Assets	\$166,180	✓	Project completed with the construction of a new boat ramp at Floyd Bay.
IN21753	<b>Ascot Street Park</b> Embellishment of the site to be used as a new pocket park at Ascot Street, Canley Heights. Note: Council will apply for grant funding for this project.	Manager City Assets	\$1,430	✓	Works completed with a new park at Ascot Street, which includes playground equipment and pathway connections.
IN22724	<b>Fairfield Showground – New Path and Entry Construction</b> Construct new pedestrian paths along the synthetic field, new awning entry, and installation of two gates.	Manager Showground, Leisure Centres and Golf Course	\$0	✓	Project completed with construction of new pathways into the Showground and along the synthetic field.
IN22917	<b>Fairfield Park Scoreboard</b> Installation of a rugby league scoreboard at Fairfield Park.	Manager City Assets	\$15,000	✗	It is proposed to discontinue this project due to the scoreboard exceeding the current budget and that \$15,000 from Grant be returned to the funding body.
IN22925	<b>Infrastructure Contributions Reform</b> Prepare a report on the impact of the NSW Government Infrastructure Contributions and Local Government Rates Reform.	Manager Strategic Land Use Planning	\$10,000	📄	Project was previously delayed pending the release of the NSW Governments Development Contributions Reform package. This has also contributed to the delay of the Western Sydney Councils Study on the reforms. During this quarter the NSW Government has formally advised that the Contributions reforms are no longer proceeding as originally proposed and they will continue to work with stakeholders on the improvements, including planning and funding practices, and build the digital service which will modernise and digitise how infrastructure contributions are managed. Therefore, it is proposed that the project and associated budget be postponed for consideration in the draft 2023-2024 Operational Plan as further discussion with key stakeholders is required on whether this should continue.
IN18461	<b>Horsley Park Urban Investigation Area (UIA) Planning Investigations</b> Investigate opportunities for new urban services land close to the Western Sydney Freight Line and Western Sydney Employment Area.	Manager Strategic Land Use and Catchment Planning	\$200,527	!	The commencement of this project is dependent on the release of the new District and Regional Plans, which would confirm the strategic directions for the Horsley Park Urban Investigation Area as well as the upgrade/new regional roads required such as M12, Southern Link Rd and other infrastructure projects to service future urban development.
IN22930	<b>Streetlight Upgrade</b> Upgrade existing streetlight luminaires to LED lighting across Fairfield City.	Manager City Assets	\$0	✓	Works completed, Endeavour Energy have upgraded all street lighting within the Fairfield LGA

✓ Completed
➔ Progressing
✗ Discontinued
▲ Scope Change
📄 Postponed
! Delayed
💰 Budget Change
✚ New Project
🔄 Carry Forward

## Projects and Major Programs Report by Exception

ID No.	Name	Responsible Officer	22/23 Budget	Status	Comments
IN23305	<b>Wilson Park Cycleway Upgrade</b> Bonnyrigg Heights Upgrade - Stage 2 Construct a cycleway and bridge crossing over Wilson Creek to improve accessibility and utilisation of the Reserve.	Manager City Assets	\$396,825		It is proposed that the project and associated budget be postponed and considered for the draft 2024-2025 Operational Plan due to reprioritisation of projects and resourcing constraints.
IN23959	<b>NSW Planning Portal API Grant Program</b> Integrated the NSW Planning Portal with Council's system to streamline efficiencies and productivity improvements.	Manager Development Planning	\$0		It is proposed to introduce a new project due to a successful grant application to integrate the NSW planning Portal with Council's system.
IN23960	<b>2 McBurney Road, Cabramatta - Building Upgrade</b> Upgrade includes roof and gutter repairs, replacement of adjoining fences and front gate, replacement of external flooring at the entry and garden maintenance.	Manager Property Strategy and Services	\$0		It was adopted at the September 2022 Council Meeting, Services Committee, Item 114, to introduce a new project and accept funding of \$25,000 from General funds.
MPAMS2305	<b>Identify the methodology for Council's Financial System</b> (PeopleSoft) to report Operational Costs as distinct from Planned, Compliance and Maintenance costs for Council Buildings.	Manager City Assets	\$0		It is proposed that this project be discontinued and re-prioritised into future Operational Plan to accommodate for new service such as Utilities Contract.
MPBAR2219	<b>New Fairfield Library - Stage 2</b> Address minor roof flashing repairs.	Manager City Assets	\$181,825		Multi-year project with key milestone achieved including the completion of scope and design.
MPBAR2230	<b>Fairfield Leisure Centre (FLC) 25m pool roof</b> Concept and detailed design plans, and preparation of Development Application documentation.	Manager City Assets	\$169,180		Multi-year project with key milestone achieved including concept design.
MPBAR2233	<b>Fairfield Showground Parklands Function Centre – Red Gum Room</b> Address repairs to seal expansion joints.	Manager City Assets	\$40,905		Works completed.
MPBAR2307	<b>Depot City Works Office - Fences</b> Replace main sliding/swing gate and second side exit gate.	Manager City Assets	\$40,000		It is proposed to discontinue this project and reallocate the budget of \$40,000 from General Funds into MPBAR2309 Depot Fit-out as works will be undertaken within this project, which would deliver procurement efficiencies.
MPBAR2319	<b>Tasman Parade Early Learning Centre - Mechanical</b> Replace existing air-conditioner and install air-conditioning unit in staff room/kitchen.	Manager City Assets	\$20,000		It is proposed to discontinue this project and reallocate the budget of \$20,000 from General Funds into MPBAR2308 Mechanical Air-conditioning Upgrades in Council Buildings as works will be undertaken within this project, which would deliver procurement efficiencies.
MPBAR2365	<b>Fairfield Leisure Centre</b> Replace air-conditioning unit, split systems, kitchen exhaust fans, and toilet exhaust fans.	Manager City Assets	\$15,000		It is proposed that the project and associated budget be postponed and considered for the draft 2023-2024 Operational Plan due to reprioritisation of projects and resourcing constraints.

 Completed
  Progressing
  Discontinued
  Scope Change
  Postponed
  Delayed
  Budget Change
  New Project
  Carry Forward

## Projects and Major Programs Report by Exception

ID No.	Name	Responsible Officer	22/23 Budget	Status	Comments
MPBAR2366	<b>Child Care Centre</b> Replace air-conditioner.	Manager City Assets	\$20,000	✘	It is proposed to discontinue this project and reallocate the budget of \$20,000 from General Funds into MPBAR2308 Mechanical Air-conditioning Upgrades in Council Buildings as works will be undertaken within this project, which would deliver procurement efficiencies.
MPBAR2367	<b>Libraries/Museum</b> Replace air-conditioner	Manager City Assets	\$20,000	✘	It is proposed to discontinue this project and reallocate the budget of \$20,000 from General Funds into MPBAR2308 Mechanical Air-conditioning Upgrades in Council Buildings as works will be undertaken within this project, which would deliver procurement efficiencies.
MPBAR2368	<b>Community Centres</b> Replace air-conditioner.	Manager City Assets	\$30,000	✘	It is proposed to discontinue this project and reallocate the budget of \$20,000 from General Funds into MPBAR2308 Mechanical Air-conditioning Upgrades in Council Buildings as works will be undertaken within this project, which would deliver procurement efficiencies.
MPBAR2369	<b>Commercial Building</b> Replace air-conditioner.	Manager City Assets	\$40,000	✘	It is proposed to discontinue this project and reallocate the budget of \$40,000 from General Funds into MPBAR2308 Mechanical Air-conditioning Upgrades in Council Buildings as works will be undertaken within this project, which would deliver procurement efficiencies.
MPBP2213	<b>Black Spot Program - Polding Street</b> Installation of Pedestrian refuge with associated signage and line marking on Polding Street with the intersection of Meadows Road and Pritchards Street.	Manager Built Systems	\$114,480	✔	Works completed.
MPBP2214	<b>Black Spot Program - Barton Street</b> Installation of pedestrian refuge with associated signage and line marking on Polding Street with the intersection of Barton Street, Smithfield.	Manager Built Systems	\$72,730	✔	Works completed.
MPBP2215	<b>Black Spot Program - Canley Vale Road and Humphries Road</b> Reconstruction of a single lane roundabout with wider centre island with associated signage and line marking at the intersection of Canley Vale Road and Humphries Road.	Manager Built Systems	\$182,941	✔	Works completed.
MPBP2310	<b>Black Spot Program - Winburndale Road and Esmond Place</b> Installation of 1-lane roundabout and ancillary works (including line marking, lighting and signage) at the intersection of Winburndale Road and Esmond Place, Wakeley. <i>Note: Council is seeking grant funding from Transport for NSW for this project.</i>	Manager Built Systems	\$158,220	✘	It is proposed to discontinue this project due to grant application being unsuccessful. Council will continue to seek grant opportunities for this project into future Operational Plans.



## Projects and Major Programs Report by Exception

ID No.	Name	Responsible Officer	22/23 Budget	Status	Comments
MPBP2312	<b>Black Spot Program - Boundary Lane at Railway Parade</b> Installation of a pedestrian refuge on Boundary Lane at Railway Parade, Cabramatta. <i>Note: Council is seeking grant funding from Transport for NSW for this project.</i>	Manager Built Systems	\$82,566	✘	It is proposed to discontinue this project due to grant application being unsuccessful. Council will continue to seek grant opportunities for this project into future Operational Plans.
MPDR2327	<b>Drainage Renewal Program - 1 Tasman Parade</b> Replace concrete lid behind lintel.	Manager City Assets	\$2,500	✔	Works completed.
MPDR2329	<b>Drainage Renewal Program - 23 Tasman Parade on Dieman Crescent</b> Replace concrete lid behind lintel.	Manager City Assets	\$2,500	✔	Works completed.
MPDR2365	<b>Drainage Renewal Program - Opposite 47 Van Dieman Crescent</b> Replace lintel opening (1.2m)	Manager City Assets	\$3,500	✔	Works completed.
MPDR2328	<b>Drainage Renewal Program - 1 Tasman Parade on Smithfield Road</b> Replace concrete lid behind lintel.	Manager City Assets	\$2,500	✔	Works completed.
MPFRP22105	<b>Footpath Renewal Program - Canberra Street</b> Both sides from Brisbane Road to Runcorn Street (200m)	Manager City Assets	\$38,200	✔	Works completed.
MPFRP22106	<b>Footpath Renewal Program - Canberra Street</b> Right side from overpass over Clear Paddock Creek to Melbourne Road (45m)	Manager City Assets	\$8,400	✔	Works completed.
MPFRP22109	<b>Footpath Renewal Program - Darra Place</b> Right side from Corinda Street to cul-de-sac (45m)	Manager City Assets	\$12,900	✔	Works completed.
MPFRP22110	<b>Footpath Renewal Program - Eagle Place</b> Both sides from Buranda Crescent to cul-de-sac (70m)	Manager City Assets	\$14,300	✔	Works completed.
MPFRP22117	<b>Footpath Renewal Program - Melbourne Lane</b> Left side from Melbourne Road to Essendon Street (85m)	Manager City Assets	\$14,400	✔	Works completed.
MPFRP22120	<b>Footpath Renewal Program - Melbourne Road</b> Both Sides from Essendon Street to Caulfield Crescent (120m)	Manager City Assets	\$17,444	✔	Works completed.
MPFRP22121	<b>Footpath Renewal Program - Melbourne Road</b> Both sides from Coburg Place to Batman Place (50m)	Manager City Assets	\$9,537	✔	Works completed.
MPFRP2220	<b>Footpath Renewal Program - Mimosa Road</b> Both sides from Powhatan Street to Apache Road Street (130m)	Manager City Assets	\$27,000	✔	Works completed.
MPFRP2221	<b>Footpath Renewal Program - Mimosa Road</b> Right side from Prairievale Road to Navaho Street (50m)	Manager City Assets	\$11,000	✔	Works completed.
MPFRP2222	<b>Footpath Renewal Program - Mimosa Road</b> Left side from Restwell Road to Ellery Street (20m)	Manager City Assets	\$5,100	✔	Works completed.
MPFRP2223	<b>Footpath Renewal Program - Mimosa Road</b> Right side from Kosciusko Street to Butler Avenue (20m)	Manager City Assets	\$3,222	✔	Works completed.
MPFRP2224	<b>Footpath Renewal Program - Mimosa Road</b> Right side from Polding Street to Roland Street (80m)	Manager City Assets	\$5,538	✔	Works completed.

✔ Completed
➔ Progressing
✘ Discontinued
▲ Scope Change
📅 Postponed
! Delayed
💰 Budget Change
✚ New Project
🔄 Carry Forward

## Projects and Major Programs Report by Exception

ID No.	Name	Responsible Officer	22/23 Budget	Status	Comments
MPFRP2229	<b>Footpath Renewal Program - Polding Street</b> Left side from Marvell Road to Stocklands Access (30m)	Manager City Assets	\$10,500	✓	Works completed.
MPFRP2230	<b>Footpath Renewal Program - Prairievale Road</b> Right side from Mulligan Street to Galloway Street (20m)	Manager City Assets	\$5,300	✓	Works completed.
MPFRP2231	<b>Footpath Renewal Program - Prairievale Road</b> Left side from Rickard Road to Westwood Street (60m)	Manager City Assets	\$6,490	✓	Works completed.
MPFRP2241	<b>Footpath Renewal Program - Broad Street</b> Right side from Cumberland Highway to 38 Broad Street (20m)	Manager City Assets	\$5,000	✓	Works completed.
MPFRP2245	<b>Footpath Renewal Program - Park Road</b> Right side from Bartley Street to McBurney Road (85m)	Manager City Assets	\$16,900	✓	Works completed.
MPFRP2254	<b>Footpath Renewal Program - Canley Vale Road</b> Both sides from Fornasier Lane to Clifford Avenue (65m)	Manager City Assets	\$1,253	✓	Works completed.
MPFRP2279	<b>Footpath Renewal Program - Greenfield Road</b> Both sides from Mimosa Road to Myrtle Road (255m)	Manager City Assets	\$34,573	✓	Works completed.
MPFRP2281	<b>Footpath Renewal Program - Smithfield Road</b> Left side from Gretel Street to Hornet Street (50m)	Manager City Assets	\$10,700	✓	Works completed.
MPFRP2297	<b>Footpath Renewal Program - Ashgrove Street</b> Left side from Hendra Close to Ironside Street (70m)	Manager City Assets	\$18,200	✓	Works completed.
MPFRP2298	<b>Footpath Renewal Program - Ashley Close</b> Both sides from Ironside Street to cul-de-sac (35m)	Manager City Assets	\$6,800	✓	Works completed.
MPFRP2345	<b>Footpath Renewal Program - Allambie Road</b> Both sides from Edensor Road to Sweethaven Road (100m)	Manager City Assets	\$35,000	✓	Works completed.
MPFRP2346	<b>Footpath Renewal Program - Cusak Close</b> Right side from Eldershaw Road to cul-de-sac (25m)	Manager City Assets	\$9,500	✓	Works completed.
MPFRP2347	<b>Footpath Renewal Program - Dark Close</b> Right side from Dransfield Road to cul-de-sac (20m)	Manager City Assets	\$8,300	✓	Works completed.
MPFRP2349	<b>Footpath Renewal Program - Kalang Loop,</b> Left side from Kalang Road to Kalang Road (45m)	Manager City Assets	\$9,900	✓	Works completed.
MPFRP2350	<b>Footpath Renewal Program - Kalang Road</b> Right side from Cuthbert Crescent to Busby Avenue (15m)	Manager City Assets	\$7,100	✓	Works completed.
MPFRP2351	<b>Footpath Renewal Program - Kalang Road</b> Left side from Cuthbert Crescent to Hanwood Close (60m)	Manager City Assets	\$19,900	✓	Works completed.
MPFRP2352	<b>Footpath Renewal Program - Kalang Road</b> Left side from Lansbury Street to Swan Road (35m)	Manager City Assets	\$12,000	✓	Works completed.
MPFRP2354	<b>Footpath Renewal Program - Mildara Place Reserve</b> Mildara Place Reserve from cul-de-sac Mildara Place to Glen Elgin Crescent concrete walkway (40sqm)	Manager City Assets	\$7,300	✓	Works completed.
MPFRP2355	<b>Footpath Renewal Program - Porteous Place</b> Left side from Smithfield Road to chainage 142 (30m)	Manager City Assets	\$11,000	✓	Works completed.
MPFRP2356	<b>Footpath Renewal Program - Rudd Close</b> Right side from Dransfield Road to cul-de-sac (15m)	Manager City Assets	\$7,100	✓	Works completed.

✓ Completed
➔ Progressing
✗ Discontinued
▲ Scope Change
📅 Postponed
! Delayed
💰 Budget Change
✚ New Project
🔄 Carry Forward

## Projects and Major Programs Report by Exception

ID No.	Name	Responsible Officer	22/23 Budget	Status	Comments
MPKG2303	<b>Kerb and Gutter Renewal Program - Watting Street</b> Both sides Heysen Street to Martens Place (55m)	Manager City Assets	\$20,800	✓	Works completed.
MPKG2330	<b>Kerb and Gutter Renewal Program - Beelar Street</b> Both sides Canley Vale Road to Coolibar Street (50m)	Manager City Assets	\$19,000	✓	Works completed.
MPKG2335	<b>Kerb and Gutter Renewal Program - Caldwell Place</b> Both sides from Whitlam Avenue to cul-de-sac (15m)	Manager City Assets	\$6,500	✓	Works completed.
MPKG2336	<b>Kerb and Gutter Renewal Program - Kirkton Place</b> Right side from Markovina Street to cul-de-sac (34m)	Manager City Assets	\$13,974	✓	Works completed.
MPKG2338	<b>Kerb and Gutter Renewal Program - Rosaki Close</b> Both sides from Markovina to cul-de-sac (33m)	Manager City Assets	\$13,563	✓	Works completed.
MPKG2355	<b>Kerb and Gutter Renewal Program - Sinnott Street</b> Left side from Mitchell Street to chainage 46 (15m)	Manager City Assets	\$6,165	✓	Works completed.
MPKG2368	<b>Kerb and Gutter Renewal Program - Van Dieman Crescent</b> Left side from Edel Place to Tasman Parade (47m)	Manager City Assets	\$17,813	✓	Works completed.
MPNFC2215	<b>New Footpath Program - Eyre Street</b> Left side from Hassall Street to Shamrock Street (480m)	Manager City Assets	\$94,200	✓	Works completed.
MPNFC2305	<b>New Footpath Program - Fairview Road</b> Left side from Longfield Street to Lansdowne Road (560m)	Manager City Assets	\$105,000	✓	Works completed.
MPNFC2309	<b>New Footpath Program - Earl Street</b> Left side from Salisbury Street to Sackville Street (690m)	Manager City Assets	\$137,000	✓	Works completed.
MPNFC2311	<b>New Footpath Program - Fraser Road</b> Left side from Moore Street to Shortland Street (280m)	Manager City Assets	\$57,500	✓	Works completed.
MPOSA2302	<b>Open Space Land Acquisition and Embellishment</b> 98a Sackville Street Fairfield Heights	Manager Property Strategy and Services	\$0	+	A review was undertaken to identify a list open space land acquisition and embellishment locations. Therefore, it is proposed to introduce this as a new project with an associated budget of \$1,500,000 from Section 7.11 Reserve.
MPOSA2303	<b>Open Space Land Acquisition and Embellishment</b> 101 Sackville Street Fairfield Heights	Manager Property Strategy and Services	\$0	+	A review was undertaken to identify a list open space land acquisition and embellishment locations. Therefore, it is proposed to introduce this as a new project.
MPOSA2304	<b>Open Space Land Acquisition and Embellishment</b> 2 Frederick Street Fairfield	Manager Property Strategy and Services	\$0	+	A review was undertaken to identify a list open space land acquisition and embellishment locations. Therefore, it is proposed to introduce this as a new project.
MPOSA2305	<b>Open Space Land Acquisition and Embellishment</b> 25 Polding Street, Fairfield	Manager Property Strategy and Services	\$0	+	A review was undertaken to identify a list open space land acquisition and embellishment locations. Therefore, it is proposed to introduce this as a new project.
MPOSA2306	<b>Open Space Land Acquisition and Embellishment</b> 62 Granville Street, Fairfield	Manager Property Strategy and Services	\$0	+	A review was undertaken to identify a list open space land acquisition and embellishment locations. Therefore, it is proposed to introduce this as a new project.
MPOSA2308	<b>Open Space Land Acquisition and Embellishment</b> 47 Mandarin Street, Fairfield	Manager Property Strategy and Services	\$0	+	A review was undertaken to identify a list open space land acquisition and embellishment locations. Therefore, it is proposed to introduce this as a new project.

✓ Completed
➔ Progressing
✗ Discontinued
▲ Scope Change
📅 Postponed
! Delayed
💰 Budget Change
+ New Project
 ↻ Carry Forward

### Projects and Major Programs Report by Exception

ID No.	Name	Responsible Officer	22/23 Budget	Status	Comments
MPOSA2309	<b>Open Space Land Acquisition and Embellishment</b> 49 Mandarin Street, Fairfield	Manager Property Strategy and Services	\$0	+	A review was undertaken to identify a list open space land acquisition and embellishment locations. Therefore, it is proposed to introduce this as a new project.
MPOSA2310	<b>Open Space Land Acquisition and Embellishment</b> 101 Harris Street, Fairfield	Manager Property Strategy and Services	\$1,337,432	+	A review was undertaken to identify a list open space land acquisition and embellishment locations. Therefore, it is proposed to introduce this as a new project with an associated budget of \$1,337,432 from Section 7.11 Reserve.
MPOSA2311	<b>Open Space Land Acquisition and Embellishment</b> 27 Quest Avenue Carramar	Manager Property Strategy and Services	\$850,000	+	A review was undertaken to identify a list open space land acquisition and embellishment locations. Therefore, it is proposed to introduce this as a new project with an associated budget of \$850,000 from Section 7.11 Reserve.
MPOSA2312	<b>Open Space Land Acquisition and Embellishment</b> 130 Smart Street Fairfield Heights	Manager Property Strategy and Services	\$1,150,000	+	A review was undertaken to identify a list open space land acquisition and embellishment locations. Therefore, it is proposed to introduce this as a new project with an associated budget of \$1,150,000 from Section 7.11 Reserve.
MPOSA2313	<b>Open Space Land Acquisition and Embellishment</b> 132 Smart Street, Fairfield Heights	Manager Property Strategy and Services	\$1,150,000	+	A review was undertaken to identify a list open space land acquisition and embellishment locations. Therefore, it is proposed to introduce this as a new project with an associated budget of \$1,150,000 from Section 7.11 Reserve.
MPOSA2314	<b>Open Space Land Acquisition and Embellishment</b> 134 Smart Street, Fairfield Heights	Manager Property Strategy and Services	\$1,150,000	+	A review was undertaken to identify a list open space land acquisition and embellishment locations. Therefore, it is proposed to introduce this as a new project with an associated budget of \$1,150,000 from Section 7.11 Reserve.
MPOSA2315	<b>Open Space Land Acquisition and Embellishment</b> 107 Harris Street, Fairfield Heights	Manager Property Strategy and Services	\$1,600,000	+	A review was undertaken to identify a list open space land acquisition and embellishment locations. Therefore, it is proposed to introduce this as a new project with an associated budget of \$1,600,000 from Section 7.11 Reserve.
MPOSA2316	<b>Open Space Land Acquisition and Embellishment</b> 109 Harris Street, Fairfield Heights	Manager Property Strategy and Services	\$1,600,000	+	A review was undertaken to identify a list open space land acquisition and embellishment locations. Therefore, it is proposed to introduce this as a new project with an associated budget of \$1,600,000 from Section 7.11 Reserve.
MPOSA2317	<b>Open Space Land Acquisition and Embellishment</b> 111 Harris Street, Fairfield Heights	Manager Property Strategy and Services	\$1,600,000	+	A review was undertaken to identify a list open space land acquisition and embellishment locations. Therefore, it is proposed to introduce this as a new project with an associated budget of \$1,600,000 from Section 7.11 Reserve.
MPOSA2318	<b>Open Space Land Acquisition and Embellishment</b> 113 Harris Street, Fairfield Heights	Manager Property Strategy and Services	\$1,650,000	+	A review was undertaken to identify a list open space land acquisition and embellishment locations. Therefore, it is proposed to introduce this as a new project with an associated budget of \$1,650,000 from Section 7.11 Reserve.

✓ Completed
➔ Progressing
✗ Discontinued
▲ Scope Change
📅 Postponed
! Delayed
💰 Budget Change
+ New Project
 ↻ Carry Forward

## Projects and Major Programs Report by Exception

ID No.	Name	Responsible Officer	22/23 Budget	Status	Comments
MPOSA2319	<b>Open Space Land Acquisition and Embellishment</b> 115 Harris Street, Fairfield Heights	Manager Property Strategy and Services	\$1,650,000	+	A review was undertaken to identify a list open space land acquisition and embellishment locations. Therefore, it is proposed to introduce this as a new project with an associated budget of \$1,650,000 from Section 7.11 Reserve.
MPOSA2320	<b>Open Space Land Acquisition and Embellishment</b> 100 Sackville Street, Fairfield Heights	Manager Property Strategy and Services	\$1,600,000	+	A review was undertaken to identify a list open space land acquisition and embellishment locations. Therefore, it is proposed to introduce this as a new project with an associated budget of \$1,600,000 from Section 7.11 Reserve.
MPOSA2321	<b>Open Space Land Acquisition and Embellishment</b> 14 Tomki Street, Carramar	Manager Property Strategy and Services	\$900,000	+	A review was undertaken to identify a list open space land acquisition and embellishment locations. Therefore, it is proposed to introduce this as a new project with an associated budget of \$900,000 from Section 7.11 Reserve.
MPOSR2216	<b>Comanche Park</b> Playground and signage renewal.	Manager City Assets	\$85,408	✓	Works completed with the installation of new playground equipment and signage at Comanche Park.
MPOSR2218	<b>Abercrombie Park</b> Playground and signage renewal.	Manager City Assets	\$26,878	✓	Works completed with the installation of new playground equipment and signage at Abercrombie Park.
MPOSR2220	<b>Sportsfield Goal Post Renewal - Steel (Various sites)</b> Goal post renewal. Locations this year include: • Adams Park (1 Field) • Fairfield Park (1 Field) • Powhatan Sportsfield (2 Fields) • Joe Broad Sportsfield (2 Fields) • Rosford Sportsfield (1 Field)	Manager City Assets	\$27,015	✓	New Aluminium Sporting posts installed in place of timber at Adams Park, Fairfield Park, Powhatan Reserve and Joe Broad Sportsfield.
MPOSR2223	<b>Fairfield Park Baseball - Fencing Renewal</b> Renewal of the perimeter, backstop and dugout fencing at Fairfield Park (Baseball).	Manager City Assets	\$50,000	✓	Multi-year project with key milestone achieved including the completion of scope and design. It is proposed to reallocate the remaining budget of \$50,000 from Grant to MPOSR2317 Fairfield Park Baseball - Fencing and dugout.
MPOSR2310	<b>Practice Cricket Net Renewal</b> Practice cricket net renewal. Location this year is Hartleys Oval.	Manager City Assets	\$60,000	✗	It is proposed to discontinue this project and reallocate the associated budget of \$60,000 from General Funds to MPOSR2317 - Fairfield Park Baseball - Fencing and Dugout as the Hartley's Oval Cricket net had already been completed in a previous Operational Plan.
MPOSR2311	<b>Irrigation Systems Renewal</b> Update irrigation systems to improve water efficiencies. Location this year is Adams Park.	Manager City Assets	\$150,000	✗	It is proposing to discontinue this project and reallocate the budget of \$150,000 from General Fund to an existing projects MPOSR2211 Chisholm Park Irrigation Renewal Fields 2&3 (\$75,000) and MPVOS2205 Rosford Park Irrigation Renewal (\$75,000) to address budget shortfalls and improve procurement efficiencies.
MPRBR2202	<b>Roads and Transport Renewal Program - Railway Street over Sydney Water Pipe Lines</b> To replace existing fence to current standards.	Manager City Assets	\$4,122	✓	Works completed.

✓ Completed
➔ Progressing
✗ Discontinued
▲ Scope Change
📅 Postponed
! Delayed
💰 Budget Change
+ New Project
 ↻ Carry Forward

### Projects and Major Programs Report by Exception

ID No.	Name	Responsible Officer	22/23 Budget	Status	Comments
MPRG2161	<b>Roads and Transport Renewal Program - Cecil Road</b> From Lincoln Road to Washington Way To provide sealed table drain to improve drainage where required and resurfacing with hot mix asphalt (1400m)	Manager City Assets	\$419,996	✓	Works completed.
MPRG2162	<b>Roads and Transport Renewal Program - Lincoln Road</b> From Cecil Road to Garfield Road To provide interlayer seal if required and resurfacing with hot mix asphalt (1500m)	Manager City Assets	\$293,177	✓	Works completed.
MPRG2205	<b>Roads and Transport Renewal Program - Sydney Luker Road</b> From John Street To Maree Avenue Repair pavement failures and resurfacing with hot mix asphalt (454m)	Manager City Assets	\$195,000	✓	Works completed.
MPRG2207	<b>Roads and Transport Renewal Program - Wilco Avenue</b> From House Number 13 To Pepler Road Repair pavement failures and resurfacing with hot mix asphalt (70m)	Manager City Assets	\$52,801	✓	Works completed.
MPRG2209	<b>Roads and Transport Renewal Program - Keesing Street</b> From Wilding Street to Morant Street Repair pavement failures and resurfacing with hot mix asphalt (289m)	Manager City Assets	\$92,579	✓	Works completed.
MPRG2210	<b>Roads and Transport Renewal Program - Lansbury Street</b> From Dransfield Road to Kalang Road Repair pavement failures and resurfacing with hot mix asphalt (147m)	Manager City Assets	\$86,233	✓	Works completed.
MPRG2211	<b>Roads and Transport Renewal Program - Morant Street</b> From Boomerang Road to Keesing Street Repair pavement failures and resurfacing with hot mix asphalt (100m)	Manager City Assets	\$70,129	✓	Works completed.
MPRG2213	<b>Roads and Transport Renewal Program - Oliveri Close</b> From Moorhouse Crescent to cul-de-sac Repair pavement failures and resurfacing with hot mix asphalt (62m)	Manager City Assets	\$47,723	✓	Works completed.
MPRG2214	<b>Roads and Transport Renewal Program - Hamilton Road</b> From Eustace Street - House Number 149 To Wenden Street - House Number 169 Repair pavement failures and resurfacing with hot mix asphalt (220m)	Manager City Assets	\$223,531	✓	Works completed.
MPRG2219	<b>Roads and Transport Renewal Program - Malta Street</b> From Jamieson Lane to cul-de-sac Repair pavement failures and resurfacing with hot mix asphalt (311m)	Manager City Assets	\$105,000	✓	Works completed.

✓ Completed
➔ Progressing
✗ Discontinued
▲ Scope Change
📅 Postponed
! Delayed
💰 Budget Change
➕ New Project
🔄 Carry Forward

## Projects and Major Programs Report by Exception

ID No.	Name	Responsible Officer	22/23 Budget	Status	Comments
MPRG2221	<b>Roads and Transport Renewal Program - Brisbane Road</b> From house number 103 To Canley Vale Road Repair pavement failures and resurfacing with hot mix asphalt (267m)	Manager City Assets	\$150,278	✓	Works completed.
MPRG2223	<b>Roads and Transport Renewal Program - Edensor Road</b> From Transit Way To Smithfield Road Repair pavement failures and resurfacing with hot mix asphalt (175m)	Manager City Assets	\$159,400	✓	Works completed.
MPRG2224	<b>Roads and Transport Renewal Program - Duff Road</b> From Elizabeth Drive To House Number 206-222, Provide asphalt "V" drain, repair pavement failures and resurfacing with hot mix asphalt (1300m)	Manager City Assets	\$520,187	✓	Works completed.
MPRG2225	<b>Roads and Transport Renewal Program - Abbotsbury Drive</b> From Wallgrove Road To Koala Way, Repair existing culverts, regrading table drains, pavement failures and resurfacing with hot mix asphalt (454m)	Manager City Assets	\$273,588	✓	Works completed.
MPRG2226	<b>Roads and Transport Renewal Program - Wilding Street</b> Between Keesing Street and Cul-De-Sac Road, Repair pavement failures and resurfacing with hot mix asphalt (85m)	Manager City Assets	\$61,203	✓	Works completed.
MPRKG2205	<b>Roads and Transport Renewal Program - Bareena Street</b> Both sides Railway Parade to Broomfield Street (40m)	Manager City Assets	\$82,179	✓	Works completed.
MPRR22102	<b>Allambie Road</b> <b>Roads and Transport Renewal Program - From</b> Sweethaven Road To Belfield Road - House Number 50 Repair pavement failures and resurfacing with hot mix asphalt (490m)	Manager City Assets	\$235,115	✓	Works completed.
MPRR22103	<b>Roads and Transport Renewal Program - Kalang Road</b> From Attilio Place To Boomerang Road Repair pavement failures and resurfacing with hot mix asphalt (187m)	Manager City Assets	\$92,118	✓	Works completed.
MPRR22104	<b>Roads and Transport Renewal Program - Roads and Transport Renewal Program - Kalang Road including loop</b> From Wilding Street To House Number 119 Repair pavement failures and resurfacing with hot mix asphalt (114m)	Manager City Assets	\$90,000	✓	Works completed.
MPRR22105	<b>Roads and Transport Renewal Program - Kalang Road</b> From Kalang Road - House Number 137 To Porteous Street Repair pavement failures and resurfacing with hot mix asphalt (122m)	Manager City Assets	\$75,990	✓	Works completed.

✓ Completed
➔ Progressing
✗ Discontinued
▲ Scope Change
📅 Postponed
! Delayed
💰 Budget Change
✚ New Project
🔄 Carry Forward

## Projects and Major Programs Report by Exception

ID No.	Name	Responsible Officer	22/23 Budget	Status	Comments
MPRR22117	<b>Roads and Transport Renewal Program - Barbaro Lane</b> From Horsley Road To Dead End Repair pavement failures and resurfacing with two spray seal (112m)	Manager City Assets	\$64,787	✓	Works completed.
MPRR22118	<b>Roads and Transport Renewal Program - Marlborough Street</b> from Polding Street to Brenan Street To repair pavement failures, mill off and resurfacing with hot mix asphalt (350m).	Manager City Assets	\$201,300	✓	Works completed.
MPRR22122	<b>Roads and Transport Renewal Program - Newton Road including roundabout</b> From Victoria Street to Concrete Line Channel Base replacement and asphalt over lay (500m)	Manager City Assets	\$70,883	✓	Works completed.
MPRR22123	<b>Roads and Transport Renewal Program - Newton Road</b> From Mcilwraith Street To House Number 107-109 Base replacement and asphalt overlay (350m)	Manager City Assets	\$400,000	✓	Works completed.
MPRR22124	<b>Roads and Transport Renewal Program - Frank Street</b> From Transit Way To Property No 37 Base replacement and asphalt overlay (192m)	Manager City Assets	\$161,208	✓	Works completed.
MPRR22125	<b>Roads and Transport Renewal Program - Donald Street</b> From Fairfield Street To Orchardleigh Street Repair pavement failures and resurfacing with hot mix asphalt (390m)	Manager City Assets	\$100,056	✓	Works completed.
MPRR2251	<b>Roads and Transport Renewal Program - Cartwright Road</b> From Aplin Road to Dead End Repair pavement failures and resurfacing with hot mix asphalt (184m)	Manager City Assets	\$70,156	✓	Works completed.
MPRR2252	<b>Roads and Transport Renewal Program - Chopin Close</b> From Simpson Road to cul-de-sac Repair pavement failures and resurfacing with hot mix asphalt (50m)	Manager City Assets	\$46,612	✓	Works completed.
MPRR2256	<b>Roads and Transport Renewal Program - Mulligan Street</b> From Stromlo Street to Stromlo Street Repair pavement failures and resurfacing with hot mix asphalt (315m)	Manager City Assets	\$58,700	✓	Works completed.
MPRR2260	<b>Roads and Transport Renewal Program - Harrington Street (Stage 2)</b> From Edensor Road to St Johns Road Base replacement and asphalt overlay (540m)	Manager City Assets	\$298,708	✓	Works completed.

✓ Completed
➔ Progressing
✗ Discontinued
▲ Scope Change
📅 Postponed
! Delayed
💰 Budget Change
✚ New Project
🔄 Carry Forward



### Projects and Major Programs Report by Exception

ID No.	Name	Responsible Officer	22/23 Budget	Status	Comments
MPPRR2265	<b>Roads and Transport Renewal Program - Benson Street</b> From Ruby Street to cul-de-sac Repair pavement failures and resurfacing with hot mix asphalt (75m)	Manager City Assets	\$2,141	✓	Works completed.
MPPRR2270	<b>Roads and Transport Renewal Program - Ware Street</b> From Kenyon Street to Nelson Street Repair pavement failures and resurfacing with hot mix asphalt (200m)	Manager City Assets	\$89,112	✓	Works completed.
MPPRR2277	<b>Roads and Transport Renewal Program - Morna Street</b> From Blacksmith Street to Greenfield Road Repair pavement failures and resurfacing with hot mix asphalt (354m)	Manager City Assets	\$103,804	✓	Works completed.
MPPRR2280	<b>Roads and Transport Renewal Program - Cummings Crescent</b> From Hollywood Drive to cul-de-sac Repair pavement failures and resurfacing with hot mix asphalt (160m)	Manager City Assets	\$20,836	✓	Works completed.
MPPRR2291	<b>Roads and Transport Renewal Program - Homer Place</b> From Swinborne Crescent to cul-de-sac Repair pavement failures and resurfacing with hot mix asphalt (100m)	Manager City Assets	\$58,363	✓	Works completed.
MPPRR2294	<b>Roads and Transport Renewal Program - Boronia Road</b> From Restwell Road To Glen Logan Rd Repair pavement failures and resurfacing with hot mix asphalt (121m)	Manager City Assets	\$129,671	✓	Works completed.
MPPRR2296	<b>Roads and Transport Renewal Program - Glen Logan Road</b> From Boronia Road To Ararat Close Repair pavement failures and resurfacing with hot mix asphalt (260m)	Manager City Assets	\$111,844	✓	Works completed.
MPTFR2202	<b>Traffic Facility Renewal Program - Brown Road</b> From Gemalla Street to Montgomery Road - roundabout concrete Replacement of central island of intersection of Brown Road and Montgomery Road (80m2) and associated works.	Manager City Assets	\$140,000	✓	Works completed.
MPTFR2305	<b>Traffic Facility Renewal Program - Chadderton Street</b> From Ralph Street To House Number11, Rubber Cushion/Median Replace the damaged Rubber Cushions and Rubber Islands	Manager City Assets	\$10,000	✓	Works completed.
MPTFR2307	<b>Traffic Facility Renewal Program - Ralph Street</b> From Longfield Street To Chadderton Street Rubber Cushion/Median	Manager City Assets	\$10,000	✓	Works completed.

✓ Completed
➔ Progressing
✗ Discontinued
▲ Scope Change
📅 Postponed
! Delayed
💰 Budget Change
➕ New Project
🔄 Carry Forward

## Projects and Major Programs Report by Exception

ID No.	Name	Responsible Officer	22/23 Budget	Status	Comments
MPVCBU2365	<b>Depot</b> Access improvements as per Disability legislation report and funding constraints.	Manager City Assets	\$100,000	✘	It is proposed to discontinue this project and reallocate the remaining budget of \$100,000 from SRV Reserve into MPBAR2309 Depot Fit-outs for efficiencies and cost reductions.
MPVCBU2370	<b>Fairfield Leisure Centre - Cottage,</b> Replace switchboard, kitchen and guttering, and paint internally.	Manager City Assets	\$110,000	📅	It is proposed that the project and associated budget be postponed and considered for the draft 2023-2024 Operational Plan due to reprioritisation of projects and resourcing constraints.
MPVCBU2380	<b>Cabramatta Occasional Care</b> Soft fall yard renewals.	Manager City Assets	\$0	+	It is proposed to introduce this as a new project with an associated budget of \$40,000 from SRV Reserve to address soft fall yard, which requires priority renewal due to the safety risk associated with this site.
MPVKG2331	<b>Kerb and Gutter Renewal Program - Lord Street</b> Both sides John Street to St Johns Road (250m)	Manager City Assets	\$85,000	✓	Works completed.
MPVKG2342	<b>Kerb and Gutter Renewal Program - Cunninghame Street</b> Both sides Smart Road to The Horsley Drive (130m)	Manager City Assets	\$46,600	✓	Works completed.
MPVKG2351	<b>Kerb and Gutter Renewal Program - Wrentmore Street</b> Both sides from Sackville Street to Barbara Street (165m)	Manager City Assets	\$60,100	✓	Works completed.
MPVKG2354	<b>Kerb and Gutter Renewal Program - Mitchell Street</b> Both sides Campbell Street to Hercules Street (120m)	Manager City Assets	\$43,000	✓	Works completed.
MPVSG2340	<b>Fairfield Showground Site Office</b> Refurbishment of building including doors, floor covering, kitchen, lights and external walls.	Manager City Assets	\$60,000	✘	It is proposed that this project be discontinued and the associated budget of \$60,000 from SRV Reserve be reallocated into SP560-1 (\$30,000) and MPBAR2338 (\$30,000), which would incorporate these works and deliver procurement efficiencies.
IN23795	<b>Embellishment of Open Space</b> Enables new embellishments to be implemented that are responsive to community needs for open spaces throughout the City. These may include playground/fitness equipment, seating, pathways, etc. This year works will be completed at Tarlington Park.	Manager City Assets	\$200,000	▲	It is proposed to change the location from Tarlington Park to Knight Park. based on community's needs and demands.
MPVOS2327	<b>Yennora Park</b> Playground renewal including signage.	Manager City Assets	\$150,000	▲	It is proposed that the site location be changed from Yennora Park to Curran Park, as the existing site has already been renewed. due to an internal review previous undertaken.
MPCI2304-1	<b>Open Space Fitness Equipment</b> Install fitness equipment at parks throughout Fairfield City. Locations this year include Bareena Park, Fairfield Heights Park, King Park and Tasman Park.	Manager City Assets	\$250,000	▲	It is proposed to amend the site location from King Park and Bareena Park to Rosford Reserve due to a re-priorisation review undertaken during this quarter.
IN23553	<b>Exeloo Program</b> Progressive replacement of disused or near end of life public toilets with 24/7 access Exeloo's. The location for this year is Emerson Park.	Manager City Assets	\$350,000	▲	It is proposed to change the location from Emerson Park to Rosford Reserve to meet community priorities.

✓ Completed
➔ Progressing
✘ Discontinued
▲ Scope Change
📅 Postponed
! Delayed
💰 Budget Change
+ New Project
 🔄 Carry Forward

## 2022/23-2025/26 DELIVERY PROGRAM INDICATORS

Services	Indicators	Trend
<b>Asset Management – Civil and Built</b>	% Asset maintenance/ renewal backlog across all Council Asset Management Plans	↑
	% Roads in satisfactory condition and above (Annual)	↑
	% Community facilities in satisfactory condition and above (Annual)	↑
	% Required dams safety reporting completed	
<b>Asset Management – Open Space</b>	% Regular hirers are satisfied with sportsfields (Annual Survey)	N/A*
	% Residents satisfied with parks and play/fitness equipment (Annual Survey)	↑
	% Open Space Renewal projects completed/capitalised.	↑
	\$ Value of successful grant funding applications	↑
<b>Building Control and Compliance</b>	# Dwellings approved	↑
	# Annual Fire Safety Statements Submitted	↑
	% Swimming Pool fencing complying with the legislative requirements after 3 inspections	↓
	# Secondary Dwellings approved	↑
	# Other ancillary Residential Developments approved	↑
<b>City Connect Bus</b>	# People using city connect bus	X
<b>Design Management</b>	% Civil, Urban and Landscaping proposals in the Delivery Program completed	↑
<b>Development Planning</b>	# Development approvals (industrial, residential and commercial)	↑
<b>Infrastructure Construction and Maintenance</b>	% Renewal Program completed within agreed timeframe	↓
	% New Capital Work completed within agreed timeframe	↓
<b>Land Information Services</b>	% New property records created and addresses issued within 15 days	↑
<b>Major Projects</b>	% Major projects on schedule	↑
	% Major programs on schedule	↑
	% Major projects and contracts completed with less than 10% cost variation	↑
	% Major programs completed with less than 10% cost variation	↑
<b>Parks and Gardens Operations</b>	% Community satisfied with maintenance of reserves and open space	↑
<b>Strategic Land Use Planning</b>	# Development Control Plan reviews	↑
	# Planning proposals reviewed	↑
	# Community engagement activities delivered for major planning projects	↑
	# Heritage items that are retained	↑
	% Heritage items receiving rate relief	↑
<b>Traffic and Transport</b>	# Road safety initiatives delivered (speed humps, speed radars, etc)	↑
	% Initiatives with demonstrable improvement in local traffic conditions	↑
	# New car spaces developed in town centres / village / neighbourhood shopping centres	↑

Note: \* this Service was impacted by COVID-19

Key for trends:

↑ or ↓ is working towards the community's goals	X services were closed during this period	↔ Is no change	↑ or ↓ is working away from the community's goals
---	---	----------------	---

## 2022-2023 OPERATIONAL PLAN INDICATORS

Services	Indicators	Result
<b>Asset Management – Civil and Built</b>	% Asset handover completed for new assets every 12 months	1%
	\$ Value of Asset handover completed for new assets every 12 months	\$464,982
	% Asset handover completed for renewal assets every 12 months	16%
	\$ Value of Asset handover completed for renewal assets every 12 months	\$5,234,686
<b>Asset Management – Open Space</b>	# Graffiti removals undertaken	56 sites
	# Asset condition inspections undertaken (Conquest data)	2.30%
	% Trees requests pruned / removed on Council land undertaken	70%
	# Private trees approved for removal	29
	# Private tree applications for removal rejected	30
	# Customer request for open space asset maintenance	65
<b>Building Control and Compliance</b>	% Development applications determined within 40 days	76%
	# Construction Certificates determined	4
	% Complying Development Certificates determined within agreed timeframe	100%
	# Inspections undertaken for compliance of swimming pool fencing	82
<b>City Connect Bus</b>	% City Connect bus service running on time	N/A*
<b>Design Management</b>	% Surveying projects completed within the quoted timeframes	93
	% Civil, Urban and Landscaping designs completed	10
<b>Development Planning</b>	% Development applications determined within 40 days	29%
	% Construction Certificates determined within 40 days	100%
<b>Infrastructure Construction and Maintenance</b>	% Road and Transport Asset maintenance undertaken within service level	97%
	% Stormwater Drainage Asset maintenance undertaken within service level	92%
	% Building and Facility Asset maintenance undertaken within service level	91%
<b>Land Information Services</b>	# Internal mapping requests completed	9
<b>Major Projects</b>	# Request for Tender Contracts awarded	4
	# Request for Quotation Contracts awarded	2
<b>Parks and Gardens Operations</b>	% Mowing, landscaping, sportsfield maintenance completed to the required service levels	95%
	% Landscaping sites and gardens maintained to the service levels	90%
<b>Strategic Land Use Planning</b>	% Planning Proposals reported to Council within 3 months of lodgement or 6 months of Council initiated proposals	0
	% Emerging Development Control Plan issues reported to Council within 6 months of being identified	0
	% Zoning Certificates (Section 149 and 149(2)) not issued within 5 working days	100%
	# Heritage programs completed each year	2

Note: \* this Service was impacted by COVID-19

Services	Indicators	Result
	# Strategies, plans and policies reviewed and updated	3
	# Affordable housing stock in Fairfield City	0
	# Meetings participated in as part of State Government working groups	1
	# Community feedback on the quality of new developments	0
	# New technology and initiatives considered in regards to Fairfield LEP and DCP updates	0
	# Feedback provided in Council's City Life quarterly publication	0
<b>Traffic and Transport</b>	# Road safety education programs	1
	# Community engagement provided on traffic improvements	8
	# Public transport advocacy initiatives	0
	# Traffic flow improvements projects delivered	0
	# Integrated traffic signal initiatives on regional and arterial roads	0

Note: \* this Service was impacted by COVID-19





## THEME 3: ENVIRONMENTAL SUSTAINABILITY










The local environment and natural resources define the City and contribute to the community's wellbeing. In turn the activities undertaken throughout the city impact the quality and viability of many species and finite resources. Increasing awareness of environmental challenges such as climate change and water shortages has increased the pressure for protection and management of our bushland, local wildlife and waterways as well as improved design and operation of the built environment. Environmental sustainability is important at the local and global level, and for the health and wellbeing of future generations.

### Key Highlights

- Conducted over 912 hours of active patrol for illegal dumping.
- Removed over 60 cubic metres of litter and grass cuttings as part of the Main Roads Beautification program.
- Collected over 58 tonnes of rubbish from Council's Gross Pollutant Traps and creek cleaning activities.
- Completed 815 kilometres of street sweeping by Council's street cleaning trucks throughout Fairfield City.
- Nalawala Community/Educational Garden is now operational and being used as part of educational workshops including volunteer days at the Community Nursery.
- Held a free annual Spring Clean Drop Off event at Fairfield Showground on Sunday the 25th of September. Residents dropped off toys, furniture, bagged or tied garden waste, white goods, mattresses and e-waste like TVs and computers.

## Projects and Major Programs Report by Exception

ID No.	Name	Responsible Officer	22/23 Budget	Status	Comments
MPFMP2310	<b>Flood Detention Basin Upgrade, Emerson Reserve - Design</b> Concept design and modelling of basin upgrade works for Emerson Reserve. Year 2 of a 4 year program	Manager Catchment Planning	\$65,000		It is proposed that this project and associated budget be postponed and considered for the draft 2023-2024 Operational Plan as the grant application was unsuccessful. Council will continue to seek grant opportunities for this project.
MPNRM2302	<b>Nalawala Community/Educational Garden</b> Manage a community/educational garden at the Nalawala Sustainable Hub.	Team Leader Natural Service Resource Management	Budget		Nalawala Community/Educational Garden is now operational and being used as part of educational workshops including volunteer days at the Community Nursery.
IN23956	<b>Planting Trees for the Queen's Jubilee -</b> Planting an avenue of trees along the footpath and Orphan School Creek, at Avenel Road, Canley Vale to reduce the urban heat island effect and increase urban forest within the Fairfield City.	Team Leader Natural Resource Management	\$0		It was adopted at the July 2022 Council Meeting, Services Committee Report - Item 79 to introduce a new project and allocate a budget of \$8,604 from Grants for Planting Trees for the Queen's Jubilee.
IN23957	<b>Open Space and Flood Protection - Canley Vale</b> Purchase and demolition of 45 Cook Ave, Canley Vale for open space and flood protection.	Manager Property Strategy and Services	\$0		It was adopted at the July 2022 Council Meeting, Service Supplementary Report, Item 105, to introduce a new project and accept funding of \$630,000 from Stormwater Levy and \$470,000 Voluntary Housing Raising Reserve.
MPFMP2321	<b>Flood Detention Basin Upgrade, Bosnjak Park Upstream - Design</b> Concept design and modelling of basin upgrade works for Bosnjak Park. Year 2 of a 4 year program	Manager Catchment Planning	\$30,000		It is proposed to change the project delivery year to year 1 of a 4 year program due to grant application being unsuccessful in 2021-2022 Operational Plan.
MPSLP2308	<b>Prospect Creek Bank Stabilisation - Design</b> Detailed design of stabilisation works. Year 3 of a 4 year program	Manager Catchment Planning	\$100,000		It is proposed to change the project delivery year to year 2 of a 4 year program due to an initial delay in delivering year milestones.

 Completed
  Progressing
  Discontinued
  Scope Change
  Postponed
  Delayed
  Budget Change
  New Project
  Carry Forward

## 2022/23-2025/26 DELIVERY PROGRAM INDICATORS

Services	Indicators	Trend
Catchment Planning	% Floodplain risk management initiatives completed	↑
	% Monitored waterways with acceptable aesthetic quality	↓
	% Stormwater management initiatives completed	↑
Emergency Management	# Emergency events support provided on request	↑
Environmental and Public Health	% Food premises inspected that met compliance	↓
	% Environmental and public health investigations initiated within the agreed timeframe	↑
Natural Resources Management	# Rubbish collected from gross pollutant traps and creek cleaning activities	↓
	# Hours works on Bush Regeneration Program	↑
	# ha Bush regeneration area maintained	↑
Street and Public Amenities Cleaning	# km swept by street sweeping trucks	↓
	# cubic metre collected from litter picking on main streets	↑
	# Requests for litter removal	↑
Waste Management	# Tonnes of material collected from Council clean-ups	↓
	# Tonnes of tree mulch recycled	↑
	% Recycling recovery rate	↑
	# Successful prosecutions on littering and illegal dumping	↔
	# Mobile CCTV monitored hotspots	↓
	# Water consumption per household	N/A
	# Community partnership strengthened	↔
	% Satisfied with environmental and sustainability education programs (Annual Survey)	↑
	% Implementing environmental practices as a result of the education programs (Annual Survey)	↑

Note: \* this Service was impacted by COVID-19

Note: \*\* this data is collected in a future quarterly reporting period

### Key for trends:

↑ or ↓ is working towards the community's goals	X services were closed during this period	↔ Is no change	↑ or ↓ is working away from the community's goals
---	---	----------------	---



## 2022-2023 OPERATIONAL INDICATORS

Services	Indicators	Result
<b>Catchment Planning</b>	# Stormwater and floodplain education programs completed	0
	# Projects implemented as part of Council's flood mitigation program	8
	# Projects implemented as part of Council's stormwater programs	5
<b>Emergency Management</b>	# Food premises inspected	90
<b>Environmental and Public Health</b>	# Other public health regulated premises/activities inspected	30
	# Environmental audits undertaken at industrial and commercial premises	0
	# Investigations undertaken by Environmental Management for pollution matters	50
	# Development applications reviewed regarding environmental impacts	65
	# Investigations undertaken by Community Health for environmental and public health related matters	40
<b>Natural Resources Management</b>	# Volunteer hours participating at community nursery	638
	# Volunteer hours maintaining bushland and creeks	475
	# Native plants produced by the Community Nursery	9,864
	# Native plants comprising of trees, grass , shrub planted in the city	12,020
	# Compliance inspections for priority weeds	15
	# Educational materials distributed to the community	5,000
	# Hours litter removal by Georges River keepers in the City	1,076
<b>Street and Public Amenities Cleaning</b>	# Requests on street and public amenities cleaning	425
	% Street and public amenities cleaning requests attending to within agreed timeframe	98%
<b>Waste Management</b>	% Complaints on waste management resolved within Service Level Agreement	100%
	# Hours patrolling for illegal dumping incidents	912
	# Reported illegal dumping incidents identified	575
	# Educational environmental sustainability activities undertaken	N/A
	# People attending educational activities	20
	# People participating in environmental events	20
	# KWh (solar electricity) saved from all Council facilities	N/A
	# CO2 (emissions) saved from all Council assets	N/A
	# Litter prevention educational programs delivered	0

**Notes:**

\* this Service was impacted by COVID-19

N/A refers to data not available

## THEME 4: STRONG AND RESILIENT ECONOMY

The businesses and industries in Fairfield City and the surrounding areas provide goods and services as well as local employment opportunities. The shopping centres provide a range of products, services and meeting places, and represent the identity of their suburb. The Smithfield-Wetherill Park industrial area is one of the largest industrial estates in Australia and therefore a major employer, traffic generator and economic powerhouse. Higher than average levels of unemployment, especially youth unemployment, place increased importance on access to education and training.

### Key Highlights

- Held the incredible Cabramatta Moon Festival on Sunday 28 August, a jam-packed day of entertainment, food and market stalls, traditional lion dance, musical performances, carnival games, evening fireworks and plenty of family fun.
- Held 2 Wonderful Wednesday events on the 6th of July and the 24th of August in Fairfield's Ware and Spencer streets, and Thomas Ware Plaza encouraging shoppers to come down to enjoy free roving entertainment and 'Experience Cosmopolitan Shopping'.
- Held the Bonnyrigg Music and Craft Expo on 30 September 2022.
- Had 1,122 visits to the Community Business Hub (Fairfield City HQ) this quarter.
- Facilitated 20 business programs through Fairfield City HQ, including Preparing a Business Plan, How To Create Video Testimonials That Attract New Business, How to set up an Australian not for profit organisation, Key Mistakes to Avoid when Purchasing a Property, Social Media Content Ideas For Your Business and Understanding Interest Rates
- Had over 100,000 community members attend major events this quarter.
- Strengthened a total of 85 economic development partnerships which included attending meetings with Shopping Centres like Cabramatta and Dutton Plaza, NSW Police, Strata Real Estate Agents, Fulton - Hogen Cabramatta Loop Project, Transport for NSW, Southwest Taskforce, WSIAO, RDA, CSRIO, Service NSW, TAFE, Cumberland Council, Blacktown Council, Fairfield Police, Investment NSW, the Small Business Commissioner, Bonnyrigg Plaza, St George Community Housing, LANDCOM, Lao Buddhist Society, Bonnyrigg Mosque, Parkside Church, NSW SLASA, Hassall Street shops, Dublin Street shops, PCS Precision, Hassall Street Pharmacy, Heavenly Curves, and Pace Pallet Services.
- Achieved a 98% occupancy rate of Council's commercially leased or licensed properties.
- Hosted the first ever Fairfield Spring Fest event, two days of non-stop fun, food, live music and kid's activities at Fairfield City Centre in September 2022.
-

### Projects and Major Programs Report by Exception

ID No.	Name	Responsible Officer	22/23 Budget	Status	Comments
IN23760-1	<b>Sale of 65 The Avenue Canley Vale</b>	Manager Property Strategy and Services	\$0	+	It is proposed to introduce this as a new project as previously identified in the May 2022 Council Meeting, Service Committee Report - item 48.
IN23954	<b>Fairfield Spring Fest</b> Host the Fairfield Spring Fest, which includes live music, roller skating rink, children's activities and food stalls within Fairfield Town Centre.	Manager Parks Place and Economic Development	\$0	✓	It was adopted at the July 2022 Council Meeting, Outcomes Supplementary Report, Item SUP71 to introduce a new project and allocate a budget of \$500,000 from Grant for Fairfield Spring Fest. Since then, the project has been completed.

✓ Completed
➔ Progressing
✕ Discontinued
▲ Scope Change
📅 Postponed
! Delayed
\$ Budget Change
+ New Project
 ↻ Carry Forward

## 2022/23-2025/26 DELIVERY PROGRAM INDICATORS

Services	Indicators	Trend
<b>Community Business Hub (Fairfield City HQ)</b>	% Customer satisfaction with Community Business Hub program (survey)	↑
	% Customer satisfaction with the Community Business Hub (survey)	↑
<b>Economic Development</b>	# Businesses and employment centres promoted and/or marketed	↑
	# Advocacy to encourage variety of employment and people participating in affordable educational training through business communication initiatives	↑
	# Business Forums delivered/promoted	↑
	# Key strategic economic development partnerships are sustained and/or strengthened	↑
<b>Major Events</b>	% Satisfied with major events (annual)	↑
<b>Place Management</b>	# Place activations delivered	↑
	# Contributions to public domain improvements	↑
	# Key strategic Place partnerships are sustained and/or strengthened	↑
	# Fabulous Fairfield Awards	↑
	# Centre management service advancements achieved	↑
<b>Property Strategy and Services</b>	% Property Development projects meeting agreed milestones	↑

Note: \* this Service was impacted by COVID-19

Key for trends:

↑ or ↓ is working towards the community's goals	X services were closed during this period	↔ Is no change	↑ or ↓ is working away from the community's goals
---	---	----------------	---

## 2022-2023 OPERATIONAL PLAN INDICATORS

Services	Indicators	Result
<b>Community Business Hub (Fairfield City HQ)</b>	# Visits to the Community Business Hub	1,122
	# Meeting room, suite and desk hires at the Community Business Hub	213
	# Business programs facilitated at the Community Business Hub	20
	# Of referrals to business advisors	15
<b>Economic Development</b>	# Businesses provided with assistance	223
	# Business communication initiatives	624
<b>Major Events</b>	# Major events delivered	2
	# Community members attending major events	100,000
	# Council engagements conducted at major events	5
<b>Place Management</b>	% Nominated plan, strategies, policies and procedures completed	200
	# Promotional place management activities delivered each year	21
<b>Property Strategy and Services</b>	% Property Development projects including contracts completed with less than 10% cost variation	100%
	% Occupancy rate of Council's commercially leased or licensed properties	98%

Note: \* this Service was impacted by COVID-19

## THEME 5: GOOD GOVERNANCE AND LEADERSHIP

In a democracy, the community wants their leaders to listen to them, represent their views with integrity and strive to achieve for the good of the community. Decision making, especially in the public sector, must be transparent, objective and accountable. Good governance and leadership ensures the community has access to information and is able to participate in the development of policies and decisions that affect them. The Fairfield community expects a high standard of ethics, justice and honesty to be reflected in the actions and behaviour of individuals, organisations, businesses and governments.

### Key Highlights

- Donated one thousand dollars (\$1,000.00) from the Mayoral Scholarship Fund to a student to participate at the 2022 Australian Trans-Tasman Frisbee Series to be held in New Zealand from September to October 2022.
- Donated one thousand dollars (\$1,000.00) from the Mayoral Community Benefit Fund to the Fairfield Bulls Football Club Incorporated towards resurfacing of Nineveh Stadium.
- Recycled and distributed 92,843 tonnes of construction material for internal and external customers through the Sustainable Resource Centre.
- Diverted 175,158 tonnes of construction material from landfill through the Sustainable Resource Centre.
- CCTV renewal has been completed at Cabramatta and Fairfield.
- Improved the Community Nursery, including the installation of hothouse weather sensors and non slip flooring.
- Achieved the unqualified external audit opinion.

## Projects and Major Programs Report by Exception

ID No.	Name	Responsible Officer	22/23 Budget	Status	Comments
IN22905	<b>Improvement of Community Nursery</b> Install water sensors, shades, non-slip flooring and drains in hothouses to improve water efficiency and impacts from extreme weather events, and install trellis/ pergolas in the community garden to increase space for growth.	Team Leader Natural Management	\$2,898	✓	Project completed, including the installation of hothouse weather sensors and non slip flooring.
MPCCTV2201	<b>Public Space CCTV Renewal</b> Renewal of public space CCTV at: • Cabravale Park, Cabramatta • Crescent Plaza, Fairfield • Fairfield Heights CBD • Replace backend equipment supporting CCTV • Cecil Road • Horsley Park CBD	Chief Information Officer	\$25,871	✓	CCTV renewal has been completed at Cabramatta and Fairfield.
MPFORM2301	<b>Business Continuity Planning Investigations</b> Conduct comprehensive market research to identify options for an integrated, effective and efficient Business Continuity internal communication mechanism.	Manager Human Resources	Service Budget	✓	Project completed with internal reports developed in line with the new FORM Framework as well as integrated into the Business Continuity and Insurance service outputs and deliverables.
MPFORM2303	<b>Fairfield Opportunity and Risk Management Policy and Strategy</b> Review initial implementation feedback and update Council's Fairfield Opportunity and Risk Management (FORM) Policy and Strategy including online FORM Register.	Manager Human Resources	Service Budget	✗	It is proposed to discontinue this project has implementation will be undertaken as part of an existing project MPFORM2201.
MPFORM2305	<b>Insurance and Risk Management Services Review</b> Review performance and options for consideration on the Insurance and Risk Management Services Tender.	Manager Human Resources	Service Budget	📄	It is proposed that the project and associated budget be postponed and considered for the draft 2023-2024 Operational Plan due to reprioritisation of projects and resourcing constraints.
MPFORM2306	<b>Asset Audit Revaluation</b> Oversee the revaluation of Council's assets for insurance purposes.	Manager Human Resources	Service Budget	▲	It is proposed that the project scope change to undertake an independent insurance and accounting valuations concurrently in line with insurer requirements and the Department of Local Government respectively.

✓ Completed
➔ Progressing
✗ Discontinued
▲ Scope Change
📄 Postponed
! Delayed
\$ Budget Change
+ New Project
 ↻ Carry Forward

## 2022/23-2025/26 DELIVERY PROGRAM INDICATORS

Services	Indicators	Trend
Corporate Planning and Improvements	# External stakeholders engaged about the community's priorities	↓
	# Plans and reports developed for the community	↑
	# Submissions received during exhibition on Council's Corporate plans	↑
Customer Service Administration Centre	% Customers satisfied with service received at front counter and call centre (annual survey)	↑
Fairfield Opportunity and Risk Management	# Insurance claims closed	↑
	% Fairfield Opportunity and Risk Management Strategy - major programs implemented annually	↑
Financial Sustainability	% Long Term Financial Plan indicators are on target	↑
	# Ranking of rates charges compared to other Councils	↓
Governance	% Codes, Plans and policies that affect the community have been placed on public exhibition prior to adoption	↑
	# Code of Conduct breaches	↓
	# Documents impacting the community translated into other languages	↓
	# Public forum questions presented at Council meetings and responded to by Council	↑
Human Resources	# Work experience opportunities provided to the community at Council	↑
	% Workforce Management Plan's actions completed on time	↓
	% Staff assessed as capable and above in the annual performance review	↑
Information and Communication Technology	% Service levels met for helpdesk/desktop support	↓
	# CCTV Requests received from NSW Police	↑
Internal Audit	% Internal Review findings implemented within the required timeframe	↑
	# Of continuous improvement actions implemented	↑
	# Documents managed under the quality management system	↑
	% Completed audits as determined by the Audit, Risk and Improvement Committee (ARIC)	↑
Procurement	% Purchasing and tendering compliance with policy and legislative requirements	N/A
Records and Information Management	% Requests for information (Government Information Public Access Act) processed within the specified timeframe for both informal and formal applications	↑
	% Electronic Document and Records Management System requests for support completed within 5 working days	↑
Sustainable Resource Centre	# Tonnes internal and external materials diverted from landfill	↑
	# Tonnes internal and external materials distributed from the Sustainable Resource Centre	↑

Note: \* this Service was impacted by COVID-19 and sustained wet weather

Key for trends:

↑ or ↓ is working towards the community's goals	X services were closed during this period	↔ Is no change	↑ or ↓ is working away from the community's goals
---	---	----------------	---

## 2022-2023 OPERATIONAL PLAN INDICATORS

Services	Indicators	Result
<b>Corporate Planning and Improvements</b>	# Flyers/Summary Plans and Reports developed	0
	# Internal stakeholders engaged about corporate planning / community priorities	69
	# Proposed recommendations adopted by Council based on public submissions received during public exhibition for Council's corporate plans	0
<b>Customer Service Administration Centre</b>	% Call abandonment rate	6.1%
	% Customer Service Centre enquiries managed at the first point of contact	90.40%
<b>Fairfield Opportunity and Risk Management</b>	# Insurance claims notified	113
	# Fairfield Opportunity and Risk Management Strategy - major programs implemented	0
<b>Financial Sustainability</b>	# Average employee leave entitlements per capita	261.7
	# Breaches on the overdraft limits	0
	% Variance to budgeted Investment earning rate	0.73%
	Achieving unqualified external audit opinion	100%
	% Rates not collected on time	4.85%
<b>Fleet Management</b>	% Fleet replacement in accordance with 10 year plan	0
<b>Governance</b>	% Governance projects completed within time	100%
	# Governance policies reviewed annually	3
	# Statutory reports developed and submitted	0
	# Training sessions on Code of Conduct delivered to Council Officials	4
<b>Human Resources</b>	% WHS compliance audits completed	100
	% Continuous WHS Improvement Inspections completed	100
	% Satisfaction rating with service delivery of training courses	90%
	% Lost Time Injury Frequency rate	7.25
	% Employee duration rate	15.17
<b>Information and Communication Technology</b>	# Requests for CCTV advice for internal and external stakeholders	52
	# CCTV inspection carried out	4
	# Hours the Infrastructure and core systems are not available during business hours	5 hr
	# Issues requested through service desk	38
	# Technology solutions implemented	1
<b>Internal Audit</b>	% Closed audit actions completed within agreed timeframes	88%
<b>Procurement</b>	% Tender process completed and entered to contract within 12 weeks of tender publishing date	N/A
<b>Quality Management</b>	# Internal reviews of quality management system undertaken	2
	# Internal Review findings identified	28



Services	Indicators	Result
	% Overdue documents in the quality management system	7%
<b>Records and Information Management</b>	# Informal information (GIPA) requests received	316
	% Documents registered within 3 days of receipt	98%
	# Electronic Document and Records Management System training sessions	32
	# Electronic Document and Records Management System requests for support	1,866
	# Formal information (GIPA) requests received	30
<b>Sustainable Resource Centre</b>	# Tonnes CO2 emission saved	N/A

Note: \* this Service was impacted by COVID-19

## **SECTION 4**

### **QUARTERLY BUDGET REVIEW STATEMENT – QUARTER ENDED JUNE 2022**

#### **Introduction**

The Quarterly Budget Review Statement report provides Council's financial position for the three months ended 30 September 2022. It includes:

- Item 1.** Statement by the Responsible Accounting Officer on Council's Financial Position
- Item 2.** Income and Expenditure Budget Review
- Item 3.** Capital Budget Review
- Item 4.** Cash and Investment Budget Review
- Item 5.** First Quarter 2022/23 Budget Review
- Item 6.** Key Performance Indicators Budget Review
- Item 7.** Contracts and Other Expenses Budget Review

### **Item 1. Statement by the Responsible Accounting Officer**

The purpose of the Responsible Accounting Officer (RAO) considering council's financial position with regard to the original estimate of income and expenditure (original budget) is to assess whether or not council's projected result as at the end of each quarter has any likely impact on council's estimated financial position as determined in its Operational Plan. The RAO provides assurance of a satisfactory financial position and any remedial action if unsatisfactory.

The following statement is made in accordance with Clause 203(2) of the Local Government (General) regulations 2021.

*"It is my opinion that the Quarterly Budget Review Statement for Fairfield City Council for the quarter ended 30 September 2022 indicates that Council's projected financial position as at this date, is satisfactory, having regard to the projected estimates of income and expenditure and the budgeted income and expenditure.*

Signed:

Date: 16 November 2022

Lachlan Gunn  
Chief Financial Officer  
Responsible Accounting Officer

## **Item 2. Income and Expenditure Budget Review**

### **Background to the purpose of the Budget Review Statement**

The Local Government (General) Regulation 2021 requires a Budget Review Statement (BRS) to be submitted no later than 2 months after the end of each quarter, and for it to include a revised estimate of the income and expenditure for that year. The primary purpose of the BRS is to assess Council's current financial position in light of its year to date performance compared to budget, and to propose changes where new information is received that results in permanent changes to assumptions used in the original budget. The incorporation of current information into the budget on a quarterly basis acts to form a 'rolling forecast' that better reflects Council's full year financial position.

### **Overall Position**

Council's operating position is presented by identifying the revenue and expense elements of the financial statements and is compared to the adopted budget for the 2022/23 financial year.



### **Operating Result**

Council's operating result before capital items for the 3 months ended 30 September 2022 was a surplus of \$2.680m compared to a budget deficit of \$1.276m, and a surplus of \$0.423 million for the comparable period last year. The budget deficit for the 1<sup>st</sup> quarter is a phasing issue as the original budget for the 12 months ending 30 June 2023 is a surplus of \$2.860m.

The better than budget result is primarily due to a post COVID financial recovery driven by:

- Increased revenue from Leisure Centre entry fees, learn to swim and gym memberships. Revenue from Leisure Centre operations was slightly behind pre-COVID levels for the 1<sup>st</sup> quarter. Council had not budgeted for such a rapid post-COVID recovery in revenue during the 1<sup>st</sup> quarter.
- Increased funding for Children and Family Services (CFS). This was the combined impact of grant funding brought forward (timing) and increased occupancy at childcare centres.
- Increased investment income following the RBA's decision to increase the cash rate from May 2022. The budget was finalised before the RBA changed its monetary policy.
- An unbudgeted CBD Revitalisation Program grant for the Fairfield Spring Festival.
- Higher than budgeted revenue from Sustainable Resource Centre sales of recycled building material. This was primarily a budget phasing issue as full year budget expectations have not changed.
- Saving in consulting costs compared to budget. This is a budget timing issue with the commencement of projects.
- Below budget expenditure on maintenance and repairs. Maintenance and repair spend was significantly higher than the prior year as normal programmed maintenance resumed after the sustained wet weather, however, there is a budget phasing issue because wet weather at the beginning of the year required work to be rescheduled to later in the financial year. Therefore, the first quarter saving is a timing issue.
- Proceeds from the settlement of a longstanding claim for building design issues that had resulted in additional expenditure and project delays at the time of construction.

Council's year to date financial results are as follows:

<b>FAIRFIELD CITY COUNCIL</b>	Favourable Variance	
<b>INCOME AND EXPENDITURE STATEMENT</b>	Unfavourable variance between 0 and 10%	
<b>3 month period ended - 30 September 2022</b>	Unfavourable variance greater than 10%	

	YTD ACT (\$'000)	YTD BUD (\$'000)	YTD VARIANCE (\$'000)	YTD VARIANCE Fav/Unfav (%)
<b>Income from Continuing operations</b>				
Ordinary Rates	22,154	21,942	212	1.0
Domestic Waste	8,267	8,095	172	2.1
Drainage Stormwater Levy	385	406	(21)	-5.2
User Charges and Fees	5,271	4,219	1,052	24.9
Interest & Investment Income	942	413	529	128.1
Other Revenue	5,643	5,465	178	3.3
Grant & Contribution Operations	4,519	4,828	(309)	-6.4
Grant & Contribution Capital	7,767	2,253	5,514	244.7
Other Income	14	0	14	-100.0
<b>Total Income from continuing operations</b>	<b>54,962</b>	<b>47,621</b>	<b>7,341</b>	<b>15.4</b>
<b>Expenses from Continuing operations</b>				
Employee Costs	21,241	20,944	(297)	-1.4
Materials & Contracts	5,812	7,120	1,308	18.4
Debt Servicing Costs	31	68	37	54.4
Depreciation, Amortisation & Impairment	9,407	9,877	470	4.8
Other Expenses	8,024	8,635	611	7.1
<b>Total Expenses from continuing operations</b>	<b>44,515</b>	<b>46,644</b>	<b>2,129</b>	<b>4.6</b>
<b>Operating Surplus/(Deficit) from continuing operations</b>	<b>10,447</b>	<b>977</b>	<b>9,470</b>	
<b>Net Operating Surplus/(Deficit) before capital grants and contributions</b>	<b>2,680</b>	<b>(1,276)</b>	<b>3,956</b>	

### Financial Impact of COVID-19

COVID-19 has affected all Council's operations during the previous 2 financial years. This included rental income (relief provided to impacted tenants), car parking and fines (reduced activity in city centres), leisure centres and libraries (closure, restricted numbers during transition, and consumer hesitancy), event hire, facility hire, market site rental and stallholder income from markets held at Fairfield, and the completion of major projects (site restrictions and supply chain issues). The impact of lost revenue during this period was partially mitigated by tight cost control over employee costs and operating expenses.

Despite the challenges of the past 2 years, the 1<sup>st</sup> quarter's results are showing strong signs of a post COVID recovery. This has been driven by:

- Rental income from property – benefited from low vacancy rates due to the location and quality of Council's assets
- Carpark income – CBD carpark visitations exceeding pre-COVID levels
- Facility hire utilisation – increased
- Interest income – a strategic short-term investment focus whilst interest rates were at historical lows has enabled Council to quickly take advantage of higher investment yields following the RBA's decision to progressively increase cash rates from May 2022.
- Leisure Centres – increased use of facilities and services
- Children and Family Services – increased occupancy rates in childcare facilities.

## Income from Continuing Operations

Total income for the 3 months ended 30 September 2022 is \$54.962m against a budget of \$47.621m. The above budget result is primarily due to increased revenue from Leisure Centres, Children & Family Services, higher investment income, and additional capital grant funding.

The major variances to budget are as follows:

### User Charges and Fees

Actual	Budget	Variance
\$5.271m	\$4.219m	\$1.052m

User Charges and Fees are higher than budget and the comparative period in the prior year. The favourable variance was primarily due to a quicker than expected post COVID recovery in revenue from Leisure Centre facilities and services, and increased occupancy rates in childcare centres. It is considered to be a budget timing issue as current expectations are that full year revenue projections are still valid.

### Interest & Investment Income

Actual	Budget	Variance
\$0.942m	\$0.413	\$0.529m

Interest and investment income is above budget because the budget was finalised before the RBA changed its monetary policy in May 2022. Council has been able to quickly take advantage of higher investment yields following the RBA's decision to progressively increase cash rates because it had a strategic short-term investment focus whilst interest rates were at historical lows.

Whilst it will take time for Council to realise the full benefit of rate rises because it still has funds invested in lower yielding investments, a budget adjustment is required to reflect the impact of higher rates and additional funds. Council has 26.0% (\$29.400m) more funds under investment at the end of September 2022 than at the same time in the prior year.

Therefore, it is proposed that a Q1 adjustment be made to increase the budget for interest and investment income by \$1.500m for 2022/2023.

### Other Revenue / Income

Actual	Budget	Variance
\$5.643m	\$5.465m	\$0.178m

Other revenue is 3% above budget and \$1.532m higher than last year. The improvement relative to the prior year was due to increases in asset facility hire and rental property income (concessions provided by Council to retail tenancies impacted by COVID-19 restrictions last year and facilities closed), whilst income from carpark operations increased as activity increased in CBD's (reduced carpark visitations during the shutdown last year).

There is no need to amend the 2022/2023 budget based on year to date results.

### Grant & Contribution – Operation

Actual	Budget	Variance
\$4.519m	\$4.828m	(\$0.309m)

Operating Grants were 6% lower than budget but 26% higher than the prior year, due to:

- Financial Assistance Grant (FAG) funding was \$1.659m below budget because 75% of the 2022/23 grant was prepaid in June 2022. This is 25% more than has historically been prepaid, and the NSW Grants Commission has advised that it will revert back to a 50% prepayment in June 2023. The full year impact is a reduction in FAG funding of \$3.000m for 2022/23.
- an increase in government funding to Child Care Centres and Long Day Care due to a change in the funding model.
- an unbudgeted CBD Revitalisation Program grant for the Fairfield Spring Festival.

Therefore, it is proposed that a Q1 adjustment be made to decrease the budget for FAG funding by \$3.000m for 2022/2023.

#### Grant & Contribution – Capital

Actual	Budget	Variance
\$7.767m	\$2.253m	\$5.514m

The favourable variance primarily relates to grant funding budgeted to be received in the prior financial year that was deferred to this year because it had not met the revenue recognition criteria under AASB1058 as at 30 June 2022. The deferred income has been brought to account in 2022/2023 because the grant criteria require works to be delivered by 30 June 2023.

The major variances are as follows:

- *Showground Redevelopment (Project SP560-3)*  
Funding of \$1.224m received because construction of the new grandstand (The Pavilion) completed at Fairfield Showground.
- *Whitlam Library - Youth Area (Project IN718)*  
Grant funding of \$0.150m received in prior year was brought to account because revenue recognition criteria under AASB1058 met for current financial year.
- *Business Hub (Project IN720)*  
Grant funding of \$0.325m received in prior year was brought to account because revenue recognition criteria under AASB1058 met for current financial year.
- *Basin Upgrade Mimosa Road (Project FMP2233)*  
Grant funding of \$0.220m received in prior year was brought to account because revenue recognition criteria under AASB1058 met for current financial year.
- *Open Space Capital Projects*  
Grant funding of \$1.885m received in prior year was brought to account because revenue recognition criteria under AASB1058 met for current financial year. Funding related to Brenan Park Embellishments (*Project IN22765* - \$1.709m), Floyd Bay Boat Ramp (*Project IN18608* - \$0.161m) and Fairfield Park Scoreboard (*Project IN22917* - \$0.015m).
- *Local Government Recovery Grants*  
Grant funding of \$2.000m brought to account for funds received in March and July 2022. Works to be completed by 30 June 2023.
- *Endeavour Sports Hub (Project IN628-1)*

To date, no funds received against the \$1.060m budget for this project. Timing issue. Full year budget for this project is \$4.240m.

- *Section 7.11 and 7.12 contributions*

To date, \$1.963m received against the budget of \$1.194m. This is considered a timing difference only.

Grant providers largely control the issuance and timing of grants. These variances are due largely to budget timing differences between expected grant fund income, and the actual receipt of that income.

### Expenses from Continuing Operations

Total expenditure to end of September 2022 is \$44.515 against a budget of \$46.644m. The budget variance is largely due to below budget expenditure on maintenance costs, consultancies, depreciation and other expenses.

The major variances to budget are as follows:

#### Employee Costs

Actual	Budget	Variance
\$21.241	\$20.944m	(\$0.296m)

Employee costs are \$2.614m (12.5%) higher than the prior year and \$0.296m (1.4%) above budget.

Employee costs include a 2% award increase in salaries and wages and a 0.5% increase in the Superannuation Guarantee Levy effective 1 July 2022. The increase relative to the prior year is because staff resources were required to meet increased service levels when operations returned to normal levels this year. The increase in cost is offset by an increase in revenue from user charges and fees.

The slight budget overspend is a timing issue arising from staff taking additional leave, and extra contractor costs being incurred to cover absences arising from leave, illness or resignation.

There is no need to amend the 2022/2023 budget based on year to date results. However, it is proposed that a Q1 adjustment be made to increase the budget for employee costs for 2022/2023 by \$0.700m due to the need to reallocate costs from the consultancy budget because short-term contract roles (recorded as employee costs) will be recruited to fulfil grant requirements. This reallocation of grant funded positions reduces the budget for Material & Contract costs by a corresponding amount. In addition it is proposed that a Q1 budget increase be made to include roles redeployed during COVID that are now required when normal service levels have resumed.



The following Employee Costs table indicates variances by major expense types:

EMPLOYEE COSTS	YTD September 2022		
	\$000's		
	Actual	Budget	Variance
Full Salaries & Wages Budget allocated		17,977	
Less: Additional Budget Savings assigned and achieved		-663	
Salaries & Wages (Net of savings)	16,998	17,314	-316
Overtime	886	794	92
Superannuation	1,790	1,862	-72
Workers Compensation	103	126	-23
Temporary Contract Labour	949	413	536
Movement in employee provisions	792	956	-164
Other	-393	-569	176
Training Cost	116	48	68
<b>Total Employee Cost</b>	<b>21,241</b>	<b>20,944</b>	<b>297</b>

The major reasons for the above employee cost variances as at 30 September 2022 are:

- Salaries and wages: staffing requirements increased as services returned to normal, however, resignations and retirements have required some roles to be filled by temporary contract labour until replacements are recruited.
- Temporary Contract Labour: increased spend to budget and last year due to above budget leave taken during the period, illness and resignations. Offset by saving in salaries and wages.
- Other: the majority of the variance is due to below budget capitalisation of employee costs to projects. This is a timing difference.

#### Leave Liability

The benefit of Council's strong culture has been high staff retention and experienced employees accumulating lengthy periods of service. This has resulted in a number of employees with large annual leave and long service leave balances, accrued in previous years by more mature employees. In recent years, proactive action was taken by Council to reduce large leave balances and to mitigate the risk of this occurring in the future. However, any leave reduction initiative needs to be carefully managed in order to minimise disruption to Council's services.

Leave management initiatives include active application of Council's Annual Leave Policy (i.e. maximum accrued annual leave of 8 weeks), Long Service Leave Policy (i.e. maintain leave within the parameters of the Local Government (State) Award 2017), and a compulsory Christmas 2021/New Year 2022 close down being in place (total of 10 working days).

Proactive management of employee entitlements has resulted in total entitlement hours decreasing by 23,035 hours compared to the corresponding period in the prior year. This compares to a 3,309 hours decrease in the corresponding period last year (i.e. comparing September 2021 to September 2020). Accrued annual leave hours as at 30 September 2022 are 7% lower than the same time in the prior year (2021: 148,096 hours; 2022: 137,666 hours), whilst accrued long service leave hours also decreased by 7% compared to the prior year (2021: 193,852 hours; 2022: 181,247 hours).

Council achieved a 7% overall reduction in annual leave and LSL entitlements hours compared to the prior year. This is an extremely good outcome given that the COVID-19 pandemic has presented additional leave management challenges. To address this Council developed and deployed leave management plans for staff members with large leave balances.

The Sick Leave value is a result of the Attendance Productivity Payment Enterprise Agreement 2013. The value was preserved in 2013 as Preserved Paid Out Sick Leave (PPOS�). The balance of outstanding hours continues to reduce as amounts are paid out as per options stipulated in the PPOS� 2013.

The outstanding leave recorded at end of September 2022 is as outlined hereunder:

Annual Leave	Hours	% Reduction/ Increment
June 2017	128,856	-1%
June 2018	126,301	-2%
June 2019	128,424	2%
June 2020	138,742	8%
June 2021	143,505	3%
June 2022	132,252	-8%
September 2022	137,666	4%

Long Service Leave	Hours	% Reduction/ Increment
June 2017	256,159	-11%
June 2018	230,322	-10%
June 2019	214,198	-7%
June 2020	204,051	-5%
June 2021	192,646	-6%
June 2022	186,643	-3%
September 2022	181,247	-3%

Sick Leave	Cost \$	% Reduction/ Increment
June 2017	966,581	-10%
June 2018	718,298	-26%
June 2019	718,998	0%
June 2020	435,061	-39%
June 2021	441,587	2%
June 2022	357,052	-19%
September 2022	364,193	2%

Note: All values sourced from Payroll Branch

### Materials & Contracts

Actual	Budget	Variance
\$5.812m	\$7.120m	\$1.308m

The favourable variance arises from savings in materials and consumables, which incorporates maintenance and repair costs (\$0.543m) and consultancy costs (\$1.061m).

The saving in consulting costs is a budget timing issue with the commencement of projects whereas the below budget expenditure on maintenance and repairs is primarily a budget phasing issue because wet weather at the beginning of the year required work to be rescheduled to later in the financial year.

These favourable variances were somewhat offset by above budget costs for fuel (\$0.264m) due to the impact of the Ukraine conflict on fuel prices.

#### Depreciation

Actual	Budget	Variance
\$9.407m	\$9.877	\$0.470m

Depreciation is below budget, but on par with last year's expense. This is a timing issue with the capitalisation of projects.

#### Other Expenses

Actual	Budget	Variance
\$8.024m	\$8.635m	\$0.611m

The favourable budget variance is primarily due to savings on:

- valuation fees (budgeted fees of \$0.351m from NSW Valuer General for calculation of land values for rates) – timing issue as invoice and payment expected in 2<sup>nd</sup> quarter
- recycling services (\$0.220m) – timing issue
- contribution to fire brigade – annual expense reduced by grant funding from NSW Government received after budget adopted (\$0.144m). Quarterly adjustment required to reduce budget.

These favourable variances were partly offset by above budget expenditure for street lighting (\$0.129m), advertising (\$0.044m), consumables (\$0.043m), equipment under \$1,000 – (\$0.042m primarily covered by grant income), electricity and heating (\$0.040m), and Conferences (\$0.030m).

Therefore, it is proposed that a Q1 adjustment be made to decrease the budget for the contribution to the fire brigade by the full year grant amount of \$0.578m for 2022/2023.

## Quarter 1 Budget Adjustments

An important part of the quarterly report is to prepare an assessment of Council's full year predicted financial situation. In this way, the quarterly report provides a revision of the budget to incorporate new information and acts as a 'rolling forecast' to adjust the budgeted full year financial position.

In order to provide Council with a more accurate assessment of this predicted financial position a detailed analysis and assessment of the financial results year-to-date is included within this report. This report provides detailed analysis of the variances between budgeted and actual financial performance, with the commentary incorporating insights into the reasons behind these differences.

Quarterly budget adjustments are proposed when matters are identified that will result in an overall variance or permanent change to the expected budget position. The adjustments are based on new information that was not available or considered at the time the budget was prepared. It is important that the permanent adjustments are identified in the quarterly report in order to ensure that Council's revised budget reflects the most recent information available.

There is no need to make adjustments where variances between actual and budgeted results are considered to be 'timing differences'. Timing differences arise where there is a difference between the month the budget is predicted, and the actual month that this item is incurred. Therefore, these timing differences are expected to reconcile to original budget levels by the end of the financial year, and do not need to be adjusted.

A review of proposed Q1 changes to the full year budget are contained within the table on the following page titled 'Income and Expenditure Statement'. The Q1 adjustments proposed within this report are driven by actual revenue achieved during the first 3 months, savings realised, prior year experience, operational requirements, or amendments required in order to recognize new grant funding arrangements.

A full list of the Quarter 1 budget adjustments are noted below at 'Item 5'. First Quarter 2022 – 23 Budget Review Adjustments'.

## Income and expenditure Statement

Each quarterly report includes a full year rolling forecast with the statement of income and expenditure on the following page providing a full reconciliation between the original budget at the start of the financial year and the forecast to the end of the current financial year.

### Income & Expenditure Statement

#### FAIRFIELD CITY COUNCIL

Budget review for the 3 month period ended 30 September, 2022

Favourable Variance

Unfavourable variance between 0 and 10%

Unfavourable variance greater than 10%

	Full Financial Year 2022-2023						3 month period ended - 30 September 2022			
	Original Budget 2022/2023 \$000's	Approved Changes		2022/2023 Revised Budget \$000's	Proposed Changes \$000's	Forecast 2022/2023 \$000's	Ytd Actual \$000's	Ytd Budget \$000's	Ytd Variance \$000's	Ytd Variance (%)
		Carry Forwards \$000's	Council Report \$000's							
<b>Income from Continuing Operations</b>										
Ordinary Rates	87,788	0	0	87,788	0	87,788	22,154	21,942	212	1.0
Domestic Waste	32,426	0	0	32,426	0	32,426	8,267	8,095	172	2.1
Drainage Stormwater Levy	1,625	0	0	1,625	0	1,625	385	406	(21)	-5.2
User Charges and Fees	23,148	0	0	23,148	(145)	23,003	5,271	4,219	1,052	24.9
Interest & Investment Income	1,947	0	0	1,947	1,500	3,447	942	413	529	128.1
Other Revenue	22,995	0	0	22,995	145	23,140	5,643	5,465	178	3.3
Grant & Contribution - Operations	20,884	651	509	22,044	(3,080)	18,964	4,519	4,828	(309)	-6.4
Grant & Contribution - Capital	12,437	13,682	77	26,195	679	26,874	7,767	2,253	5,514	244.7
Other Income	425	0	0	425	0	425	14	0	14	-100.0
<b>Total Income from continuing operations</b>	<b>203,674</b>	<b>14,333</b>	<b>585</b>	<b>218,592</b>	<b>(901)</b>	<b>217,691</b>	<b>54,962</b>	<b>47,621</b>	<b>7,341</b>	<b>15.4</b>
<b>Expenses from Continuing Operations</b>										
Employee Costs	82,219	45	0	82,265	1,321	83,586	21,241	20,944	(297)	-1.4
Materials & Contracts	31,516	0	545	32,061	(521)	31,539	5,812	7,120	1,308	18.4
Debt Servicing Costs	250	0	0	250	(75)	175	31	68	37	54.4
Depreciation, Amortisation & Impairment	39,525	0	0	39,525	0	39,525	9,407	9,877	470	4.8
Other Expenses	34,868	158	0	35,026	(607)	34,419	8,024	8,635	611	7.1
<b>Total Expenses from continuing operations</b>	<b>188,378</b>	<b>203</b>	<b>545</b>	<b>189,126</b>	<b>118</b>	<b>189,244</b>	<b>44,515</b>	<b>46,644</b>	<b>2,129</b>	<b>4.6</b>
<b>Operating Surplus/(Deficit)</b>	<b>15,297</b>	<b>14,129</b>	<b>40</b>	<b>29,466</b>	<b>(1,019)</b>	<b>28,447</b>	<b>10,447</b>	<b>977</b>	<b>9,470</b>	
<b>Less: Grant &amp; Contribution - Capital</b>	<b>12,437</b>	<b>13,682</b>	<b>77</b>	<b>26,195</b>	<b>679</b>	<b>26,874</b>	<b>7,767</b>	<b>2,253</b>	<b>5,514</b>	
<b>Net Operating Surplus/(Deficit) before capital income</b>	<b>2,860</b>	<b>448</b>	<b>(37)</b>	<b>3,271</b>	<b>(1,698)</b>	<b>1,573</b>	<b>2,680</b>	<b>(1,276)</b>	<b>3,956</b>	

\*Quarterly Budget Review Statement

### Item 3. Capital Budget Review

The following Capital Budget Review Statement shows:

- I. Actual capital expenditure as at end of September 2022 of \$14.697m
- II. Revised 2022/2023 budget at the end of the current financial year is \$113.879m and is inclusive of 2021/22 projects carried over into the current financial year plus the current quarter budget adjustments.

#### Capital Budget Review Statement

#### FAIRFIELD CITY COUNCIL

Budget review for the 3 month period ended 30 September, 2022

	Full Financial Year 2022-2023						3 month period ended 30 September 2022		
	Original Budget Year To June 2023 \$000's	Approved Changes		2022/2023 Revised Budget \$000's	Proposed Changes \$000's	Forecast 2022/2023 \$000's	Ytd Actual 2023 \$000's	Ytd Budget 2023 \$000's	Variance 2023 \$000's
		Carry Forwards \$000's	Council Report \$000's						
<b>Capital Funding</b>									
Rates & Other Untied Funding	30,941	7,109	652	38,703	(3,850)	34,852	(25,822)	(58,272)	(32,450)
<b>Capital Grants &amp; Contributions:</b>									
- Capital Grants	6,937	13,682	77	20,695	679	21,374	13,602	27,521	13,920
- Capital Contributions	5,500	0	0	5,500	0	5,500	6,326	5,500	(826)
<b>Reserves:</b>									
- Transfers S7.11 & S7.12	6,996	2,903	0	9,899	17,737	27,636	13,220	12,104	(1,116)
- Transfers Stormwater Levy	780	1,693	0	2,473	630	3,103	666	4,217	3,552
- Transfers Town Centres	945	79	0	1,024	130	1,154	112	191	79
- Transfers Other reserves	9,084	3,690	470	13,244	3,335	16,579	5,480	11,313	5,833
- Transfers Grants	0	3,652	0	3,652	28	3,680	138	3,897	3,758
<b>Receipts from Sale of Assets:</b>									
- Plant & Equipment	0	0	0	0	0	0	676	685	9
- Land & Buildings	0	0	0	0	0	0	0	0	0
<b>New Loans:</b>									
- New Loans	0	0	0	0	0	0	299	921	622
<b>Total Capital Funding</b>	<b>61,182</b>	<b>32,809</b>	<b>1,199</b>	<b>95,190</b>	<b>18,689</b>	<b>113,879</b>	<b>14,697</b>	<b>8,078</b>	<b>(6,619)</b>
<b>Capital Expenditure</b>									
Asset Purchases	6,700	4,554	0	11,254	17,799	29,053	5,282	2,000	(3,282)
WIP - Infrastructure Assets	53,519	28,255	1,199	82,973	890	83,863	9,655	5,837	(3,817)
Loans - Principal Repayments	963	0	0	963	0	963	(240)	241	481
<b>Total Capital Expenditure</b>	<b>61,182</b>	<b>32,809</b>	<b>1,199</b>	<b>95,190</b>	<b>18,689</b>	<b>113,879</b>	<b>14,697</b>	<b>8,078</b>	<b>(6,619)</b>

\*Quarterly Budget Review Statement

Note: Refer to next page for commentary

**Note:**

The YTD actual capital expenditure reflects the current position (as per supplier invoices received and processed) whilst the Revised Budget reflects what is expected as the full year result as at the end of the financial year. It is noted that Council has carried forward projects (\$35.074m) that were still in progress at 2021/22 year-end, of which some were substantially complete but could not be closed because final creditor's invoices had not yet been received by year-end and some projects were cancelled, whilst others were delivered below budget. The total carry forward projects amount of \$35.074m are comprised of \$32.809m of capital and \$2.265m of non-capital projects.

Detailed listings of all carry forward projects were appended to Outcomes Supplementary Report 99, dated 27 September 2022, titled "2021-2022 Carry Forward Listing of Projects and Major Programs for Inclusion in the 2022-2023 Operational Plan".

## Item 4. Cash and Investment Budget Review

The table below shows the original budgeted cash and investment position, the revised position, and the actual position as at the end of the period.

### Cash and Investment Budget Review Statement

#### FAIRFIELD CITY COUNCIL

Budget Review as at 30 September, 2022

	Projected Balances as at 30 September, 2022						YTD Actual 30 September 2022 \$000's
	Original Forecast To June 2023 \$000's	Approved Changes		2022/2023 Revised Budget \$000's	Proposed Changes \$000's	Forecast 2022/2023 \$000's	
		Carry Forwards \$000's	Council Report \$000's				
<b>Unrestricted</b>							
Unrestricted Cash and Investments	22,907	(8,009)		13,677	1,584	15,260	43,366
<b>Total Unrestricted</b>	<b>22,907</b>	<b>(8,009)</b>	<b>0</b>	<b>13,677</b>	<b>1,584</b>	<b>15,260</b>	<b>43,366</b>
<b>Externally Restricted</b>							
Grants	14,840	(3,652)	0	11,188	(89)	11,099	6,589
Domestic Waste	62,744	(1,843)	0	60,901	0	60,901	57,771
Section 7.11 & Section 7.12	22,480	(3,369)	0	19,111	(17,737)	1,374	22,375
Stormwater Levy	3,835	(1,693)	(630)	1,512	0	1,512	4,124
Special Rate Variation Reserve	9,759	(1,480)	0	8,279	(3,335)	4,944	11,609
Other Contributions	762	(162)	(470)	130	0	130	746
<b>Total Externally Restricted</b>	<b>114,420</b>	<b>(12,199)</b>	<b>(1,100)</b>	<b>101,121</b>	<b>(21,161)</b>	<b>79,959</b>	<b>103,215</b>
<b>Internally Restricted</b>							
Internally Restricted	24,357	(285)	(130)	23,942	(130)	23,812	23,013
<b>Total Internally Restricted</b>	<b>24,357</b>	<b>(285)</b>	<b>(130)</b>	<b>23,942</b>	<b>(130)</b>	<b>23,812</b>	<b>23,013</b>
<b>Total Restricted</b>	<b>138,777</b>	<b>(12,484)</b>	<b>(1,230)</b>	<b>125,063</b>	<b>(21,291)</b>	<b>103,772</b>	<b>126,227</b>
<b>Total Cash &amp; Investments</b>	<b>161,683</b>	<b>(20,493)</b>	<b>(1,230)</b>	<b>138,740</b>	<b>(19,708)</b>	<b>119,032</b>	<b>169,593</b>
<b>Available Cash &amp; Investments</b>	<b>47,264</b>	<b>(8,294)</b>	<b>(130)</b>	<b>37,619</b>	<b>1,454</b>	<b>39,073</b>	<b>66,378</b>

\*Quarterly Budget Review Statement

Note: Refer to next page for commentary.

#### Note:

QUARTERLY REPORT – July to September 2022



The year to date actual 30 September 2022 figures reflect the cash position at that date.

The first column in the previous table indicates Council's original forecast unrestricted cash position was \$22.907m by the end of the financial year. This balance took into consideration the income and expenditure from the original budget, as well as the \$61.182m of capital expenditure from the original budget. However, the inclusion of Carry Forward projects of \$35.074m (\$32.809m capital and \$2.265m non-capital), plus all changes approved by Council, has resulted in the revised unrestricted cash forecast as at 30 June 2023 of \$15.260m. This forecast was prepared on the basis that all projects will be delivered on time and there will be no carry forward projects as at 30 June 2023, which historically, is not the case.

Council believes that this is a prudent financial position and that it has reasonably anticipated the operational impacts on cash reserves based on information currently available. However, Council will continue to monitor income and expenditure, and review the timing of its capital works in order to prioritise those works that will be completed by 30 June 2023, and ensure that works are performed within Council's funding limits.

## Item 5. Quarter One 2022 – 23 Budget Review Adjustments

TABLE 1

### Budget Adjustments – Increased cost, complex designs, grant applications and budget corrections (with overall major budget impacts)

This budget adjustments represent project challenges and complexity during delivery including grant allocation announcements, increased construction cost due to supply demands and budget corrections.

Project ID	Project Description	Current Budget	Project Status	Comment
MPBAR2316	Bonnyrigg Heights Early Learning Centre - Renewal	50,000	Budget Change	Increase budget by \$30,000 from SRV Reserve due to site access constraints, which requires a crane, traffic control and additional engineering for the renewal of the retaining wall as well as changed \$50,000 from General Fund to SRV Reserve due to an internal review.
MPRBR2202-1	Road Bridge Renewal - Sackville Street Bridge	2,000	Budget Change	Budget be increase by \$20,000 from General fund due to complex detail design required for this site.
MPTFR2201-1	Traffic Facility Renewal - Humphries Road	2,000	Budget Change	Budget be increase by \$15,000 from General fund due to complex detail design required for this site.
MPTFR2327	Traffic Facility Renewal - Orchardleigh Street	15,000	Budget Change	Budget be increase by \$15,000 from General fund to address safety concerns identified during public consultation.
MPESP2319	Throsby Street Drainage Upgrade	140,000	Budget Change	Project budget increased by \$25,000 from General fund due to increase cost in costs.
MPSLP2325	Cabramatta Creek Bank Stabilisation - Monitoring and maintenance.	10,000	Budget Change	Internal Adjustment - Change project type from capital to non-capital / operational.
SSCBH2301	Community Business Space - Budgeted revenue	Service budget	Budget Change	A review was undertaken into Community Business Hub revenue, which identified a budget adjustment to reduce the revenue by \$145,000 reflect the current quarterly performance.
SSFS2302	Annual Budget Management / Review - Fire Commission Annual Contribution to Fire Commissions	Service budget	Budget Change	A review was undertaken into annual Fire Commission contribution, which identified a budget adjustment to reduce contribution by \$578,457 to reflect the rebates received from NSW Emergency Services as a response to COVID-19.
SSFS2302-1	Annual Budget Management / Review - Loan Dutton Lane variable loan interest repayment	Service budget	Budget Change	A review was undertaken into Dutton Lane variable loan interest, which identified a budget adjustment reduce the variable loan interest repayment by \$75,000 to better reflect the current quarterly performance.
SSFS2302-2	Financial Sustainability Service - Annual Budget - Financial Assistance Grant.	Service budget	Budget Change	Budgeted Financial Assistance Grant needs to be reduced by \$3,000,000 due to an advance payment received in 21/22 financial year.
SSFS2302-3	Financial Sustainability Services - Annual Budget Investment and Interest Income	Service budget	Budget Change	Due the RBA rate increase during this quarter, a review into interest income was undertaken, which identified budget adjustment of \$1,500,000.
SSMED2301	Place Management Operational Cost	Service budget	Budget Change	A review was undertaken into Place Management operational cost, which identified a budget adjustment of \$109,011 from General fund.
MPICT2301	Online Forms and e-Business	100,000	Budget Change	Project budget increased by \$100,000 from General fund, which was inadvertently missed during Quarter 4 carry forward review. Funds have already been committed as part of rolling contract.
MPICT2312	IT Systems Upgrade and Renewal	120,000	Budget Change	Project budget increased by \$188,985 from General fund, which was inadvertently missed during Quarter 4 carry forward review. Funds have already been committed as part of rolling contract.
MPLS2301	Local Priority Grant 2022-2023	65,000	Budget Change	Project budget increased by \$28,000 from Grant to expand scope, which is not covered under the grant to support the technology upgrades.
SSMP2301	Major Projects and Planning Operational Cost	Service budget	Budget Change	A review was undertaken into Major Projects and Planning operational cost, which identified a budget adjustment of \$281,115 from General fund.
IN23721	Spencer Street Public Domain - Minor Works Upgrade	100,000	Budget Change	Budget increased \$50,000 from Town Centre Reserve due increase in material cost for heavy duty traffic bollards.
MPLPER2306	Prairiewood Leisure Centre - Pool Liner	200,000	Budget Change	Project budget increased by 500,000 from General fund due to latent conditions on site such as hydrostatic pressure, deterioration of pool gutters, issues with tile bedding material. Council adopted at the July 2022 Council Meeting - Services Committee, item 85 to include additional funds.
SSPSS2303	Property Strategy and Services Management of Council's multi-deck car parks income.	Service budget	Budget Change	A review was undertaken into the car park income due to increased town centre activations / events, which identified a budget adjustment of 145,000.
SSTT2301	Christmas Lights at Roundabouts Coordinate Christmas Lights at Roundabouts.	23,335	Budget Change	Budget increase of \$36,665 from General fund, which was identified as a SIMALTO adjustment in the Delivery Program, however, was inadvertently excluded from the 2022-2023 Operational Plan Budget.
IN23308	Circuit Walking Paths in Parks - Rosford Park and King Park.	150,000	Budget Change	Adopted at the June 2022 Council Meeting, Services Committee - item 69 to increase the budget of \$149,874 from Grant.
MPOS2222	Hoy Park Playground and signage renewal.	136,514	Budget Change	Adopted at the February 2022 Council Meeting, Services Committee, Item 2, to increase the budget of \$73,740 from Grant as well as amend funding of \$136,514 from General fund to SRV Reserve due to an internal review.
MPOS2309	Various Renewal and Forward Planning, Open space	40,000	Budget Change	Adopted at the September 2022 Council Meeting, Services Committee, Item 108, to increase the budget of \$3,000 from Grant received by the Civil Aviation Safety Authority.
MPBAR2365	Fairfield Leisure Centre - Upgrade	15,000	Postponed	Project and associated budget of \$15,000 from General fund be postponed and considered for the draft 2023-2024 Operational Plan due to reprioritisation of projects and resourcing constraints.
MPVCBU2370	Fairfield Leisure Centre – Cottage Upgrade	110,000	Postponed	Project and associated budget of \$109,400 be postponed and considered for the draft 2023-2024 Operational Plan due to reprioritisation of projects and resourcing constraints.
IN23305	Wilson Park Cycleway Upgrade - Bonnyrigg Heights Upgrade - Stage 2	396,825	Postponed	The project and associated budget of \$396,825 from General fund be postponed and considered for the draft 2024-2025 Operational Plan due to reprioritisation of projects and resourcing constraints.
MPFMP2310	Flood Detention Basin Upgrade, Emerson Reserve - Design	65,000	Postponed	Project and associated budget of \$65,000 from General fund be postponed and considered for the draft 2023-2024 Operational Plan as the grant application was unsuccessful.
IN22917	Fairfield Park Scoreboard	15,000	Discontinued	Discontinue project due to the scoreboard exceeding the current budget and that the \$15,000 from Grant be returned to the funding body.

Project ID	Project Description	Current Budget	Project Status	Comment
MPBP2310	Black Spot Program - Winburndale Road and Esmond Place	158,220	Discontinued	Project discontinued due to grant application being unsuccessful and the budget of \$158,220 from General be returned.
MPBP2312	Black Spot Program - Boundary Lane at Railway Parade	82,566	Discontinued	Project discontinued due to grant application being unsuccessful and the budget of \$82,566 from General be returned.
MPVCBU2380	Cabramatta Occasional Care - Soft fall yard renewals.	-	New Project	Introduced a new project and budget of \$40,000 from SRV Reserve to address soft fall yard, which requires priority renewal due to the safety risk associated with this site.
IN23962	Australian Early Development Census	-	New Project	Introduced a new project and budget of \$15,000 from Grant due to successful grant application to upskill early learning educators.
SSCM2302	Publications - Distribution of City Life to the community.	Service budget	New Project	Project budget increased by \$40,000 from General fund, which was identified as a SIMALTO adjustment in the Delivery Program, however, was inadvertently excluded from the 2022-2023 Operational Plan Budget.
SSCM2304	Online Presence and Social Media Community engagement tool and improve website accessibility.	Service budget	New Project	Project budget increased by \$24,000 from General fund, which was inadvertently excluded from the 2022-2023 Operational Plan Budget.
SSDM2302	Survey Equipment Renewal	Service budget	New Project	Introduce a new project and budget of \$61,925 from General fund to replace the survey equipment, which has begun to fail and is no longer fit for purpose.
IN23959	NSW Planning Portal API Grant Program	-	New Project	Introduce a new project and budget \$80,000 from Grant due to a successful grant application to integrate the NSW planning Portal with Council's system.
IN23964	Fairfield Showground Fields Lighting Upgrade	-	New Project	Introduce new project and budget \$400,000 from General fund, which would upgrade the fields lighting suitable for FIFA soccer training and local broadcast opportunities.
IN23961	We Eat this Bread project	-	New Project	Introduce a new project and budget \$61,293 from Grant due to a successful grant application to run an exhibition and food event at the Fairfield City Museum and Gallery.
SSPGO2307	Road Reserve Garden / Beautification Works - Main roads beautification operational cost.	Service budget	New Project	Budget increase of \$230,838 from General fund is required, which was inadvertently excluded from the 2022-2023 Operational Plan Budget.
MPOSA2302	Open Space Land Acquisition and Embellishment - 98a Sackville Street Fairfield Heights	-	New Project	A review was undertaken to identify a list open space land acquisition and embellishment locations and associated budget of \$1,500,000 from Section 7.11.
MPOSA2310	Open Space Land Acquisition and Embellishment - 101 Harris Street, Fairfield	-	New Project	A review was undertaken to identify a list open space land acquisition and embellishment locations and associated budget of \$1,337,432 from Section 7.11.
MPOSA2311	Open Space Land Acquisition and Embellishment - 27 Quest Avenue Carramar	-	New Project	A review was undertaken to identify a list open space land acquisition and embellishment locations and associated budget of \$850,000 from Section 7.11.
MPOSA2312	Open Space Land Acquisition and Embellishment - 130 Smart Street Fairfield Heights	-	New Project	A review was undertaken to identify a list open space land acquisition and embellishment locations and associated budget of \$1,150,000 from Section 7.11.
MPOSA2313	Open Space Land Acquisition and Embellishment - 132 Smart Street, Fairfield Heights	-	New Project	A review was undertaken to identify a list open space land acquisition and embellishment locations and associated budget of \$1,150,000 from Section 7.11.
MPOSA2314	Open Space Land Acquisition and Embellishment - 134 Smart Street, Fairfield Heights	-	New Project	A review was undertaken to identify a list open space land acquisition and embellishment locations and associated budget of \$1,150,000 from Section 7.11.
MPOSA2315	Open Space Land Acquisition and Embellishment - 107 Harris Street, Fairfield Heights	-	New Project	A review was undertaken to identify a list open space land acquisition and embellishment locations and associated budget of \$1,600,000 from Section 7.11.
MPOSA2316	Open Space Land Acquisition and Embellishment - 109 Harris Street, Fairfield Heights	-	New Project	A review was undertaken to identify a list open space land acquisition and embellishment locations and associated budget of \$1,600,000 from Section 7.11.
MPOSA2317	Open Space Land Acquisition and Embellishment - 111 Harris Street, Fairfield Heights	-	New Project	A review was undertaken to identify a list open space land acquisition and embellishment locations and associated budget of \$1,600,000 from Section 7.11.
MPOSA2318	Open Space Land Acquisition and Embellishment - 113 Harris Street, Fairfield Heights	-	New Project	A review was undertaken to identify a list open space land acquisition and embellishment locations and associated budget of \$1,650,000 from Section 7.11.
MPOSA2319	Open Space Land Acquisition and Embellishment - 115 Harris Street, Fairfield Heights	-	New Project	A review was undertaken to identify a list open space land acquisition and embellishment locations and associated budget of \$1,650,000 from Section 7.11.
MPOSA2320	Open Space Land Acquisition and Embellishment - 100 Sackville Street, Fairfield Heights	-	New Project	A review was undertaken to identify a list open space land acquisition and embellishment locations and associated budget of \$1,600,000 from Section 7.11.
MPOSA2321	Open Space Land Acquisition and Embellishment - 14 Tomki Street, Carramar	-	New Project	A review was undertaken to identify a list open space land acquisition and embellishment locations and associated budget of \$900,000 from Section 7.11.
SSSCD2304	Health Gyms in parks.	Service budget	New Project	Budget increased by \$10,000 from General fund, which was inadvertently excluded from the 2022-2023 Operational Plan Budget.
IN23960	2 McBurney Road, Cabramatta - Building Upgrade	-	New Project	It was adopted at the September 2022 Council Meeting, Services Committee, Item 114, to introduce a new project and budget of \$25,000 from General fund.
IN23956	Planting Trees for the Queen's Jubilee	-	New Project	Adopted at the July 2022 Council Meeting, Services Committee Report - Item 79 to introduce a new project and budget of \$8,604 from Grant.
IN23760-1	Sale of 65 The Avenue Canley Vale	-	New Project	Introduced a new project and budget of \$100,000 from Property Development Fund as identified in the May 2022 Council Meeting, Service Committee Report - item 48.
IN23957	Open Space and Flood Protection - Canley Vale	-	New Project	Adopted at the July 2022 Council Meeting, Service Supplementary Report, Item 105, to introduce a new project and budget of \$630,000 from Stormwater Levy Reserve and \$470,000 from Voluntary House Raising Reserve.
IN23954	Fairfield Spring Fest	-	Completed	It was adopted at the July 2022 Council Meeting, Outcomes Supplementary Report, Item SUP71 to introduce a new project and budget of \$500,000 from Grant.

**TABLE 2**

**Budget Adjustments – Reviewing Funding Allocation (with no overall budget impacts)**

An internal review was undertaken into the funding source allocation against all the projects and major programs listed in the 2022-2023 Operational Plan, to replace General Fund with SRV Reserve. The following table represents these budget adjustments.

Project ID	Project Description	Current Budget	Project Status	Budget Adjustment by Funding Sources		Proposed Total
				General Fund	SRV Reserve	
				\$	\$	\$
MPBAR2213	Nelson Street Car Park - Upgrades	64,768	Budget Change	(64,768)	64,768	64,768
MPBAR2221	Whitlam Library - Renewal	200,000	Budget Change	(200,000)	200,000	200,000
MPOSR2216	Comanche Park - Playground and signage renewal.	85,408	Completed	(85,408)	85,408	85,408
MPOSR2217	Cabravale Memorial Park - Playground and signage renewal	247,208	Budget Change	(7,708)	7,708	247,208
MPOSR2218	Abercrombie Park - Playground and signage renewal.	26,878	Completed	(26,878)	26,878	26,878
MPOSR2220	Sportsfield Goal Post Renewal - Steel (Various sites) - Goal post renewal.	27,015	Completed	(27,015)	27,015	27,015
MPBAR2233	Fairfield Showground Parklands Function Centre – Red Gum Room Upgrade	40,905	Completed	(40,905)	40,905	40,905
MPBAR2238	Administration Centre - Upgrades	128,823	Budget Change	(128,823)	128,823	128,823
MPBAR2302	Electrical Switchboards - Replacement	25,000	Budget Change	(25,000)	25,000	25,000
MPBAR2304	City Wide Site Signage - Replacement	10,000	Budget Change	(10,000)	10,000	10,000
MPVCBU2202	Prairiewood Leisure Centre (fit-out)	206,641	Budget Change	(40,000)	40,000	206,641
MPVCBU2205	Fairfield Showground – Car Park Renewal	1,017,001	Budget Change	(140,000)	140,000	1,017,001
MPVCBU2323	Whitlam Library - Upgrade	220,000	Budget Change	(10,000)	10,000	220,000
MPOSR2318	Park Bollard Replacement	40,000	Budget Change	(40,000)	40,000	40,000
MPOSR2320	Fitness Equipment Renewal	150,000	Budget Change	(150,000)	150,000	150,000
MPOSR2321	Sportsfield Goal Post Renewal, Goal post renewal at various sites per year.	60,000	Budget Change	(60,000)	60,000	60,000
MPOSR2329	Rosford Park, Playground renewal including signage.	150,000	Budget Change	(150,000)	150,000	150,000
MPOSR2330	Tallowood Park, Playground renewal including signage.	150,000	Budget Change	(150,000)	150,000	150,000
MPOSR2331	Day Park, Playground renewal including signage.	150,000	Budget Change	(150,000)	150,000	150,000
MPVOS2205	Rosford Park - Janice Crosio Oval - Irrigation system renewal.	181,825	Budget Change	63,175	11,825	256,825
MPVOS2328	Prospect View Park - Playground equipment renewal including signage.	150,000	Budget Change	(83,000)	83,000	150,000
MPBAR2324	Fairfield City Museum and Gallery - Renew fencing	50,000	Budget Change	(50,000)	50,000	50,000
MPBAR2337	Fairfield Showground -First Aid Building - Mechanical	15,000	Budget Change	(15,000)	15,000	15,000
MPBAR2343	Smithfield RSL Youth Club - Replace switchboard and ceilings.	160,000	Budget Change	(160,000)	160,000	160,000
MPBAR2344	Bonnyrigg Heights Community Centre - Replace Appliances	45,000	Budget Change	(45,000)	45,000	45,000
MPBAR2345	Fairfield School of Arts - Upgrade	185,000	Budget Change	(185,000)	185,000	185,000
MPBAR2346	Greenfield Park Community Centre - Furnishings and Appliances	45,000	Budget Change	(45,000)	45,000	45,000
MPOSR2314	Water Bubblers, Water bubblers at 2 sites per annum.	5,000	Budget Change	(5,000)	5,000	5,000
MPOSR2315	Park Shelter Replacement	40,000	Budget Change	(40,000)	40,000	40,000
MPOSR2301	Rubber Renewal, Curran Park and Hawthorne Park.	80,000	Budget Change	(80,000)	80,000	80,000
MPOSR2302	Open Space Seat Renewal	25,000	Budget Change	(25,000)	25,000	25,000

**TABLE 3**

**Budget Adjustments – Reallocation /project consolidation (with no overall budget impacts)**

This budget adjustments represent the reallocation of funds and consolidation of projects for productivity and procurement efficiencies.

Project ID	Project Description	Current Budget	Project Status	General Fund	SRV Reserve	Grant Fund	Section 7.11 Reserve	Town Centre Reserve	Proposed Total	Comment	
IN23885-1	Sustainability Support - Bonnyrigg Early Learning Centre	100,000	Budget Change			(20,000)			80,000		
IN23885-2	Sustainability Support - Bonnyrigg Heights Early Learning Centre	122,657	Budget Change			(10,000)			112,657		
IN23885-3	Sustainability Support - Cabramatta Early Learning Centre	100,000	Budget Change			(10,000)			90,000		
IN23885-4	Sustainability Support - Canley Vale Early Learning Centre	100,000	Budget Change			(10,000)			90,000	Budget reallocated into MPBAR2205 to improve Early Learning Centres across the City as well as amend the funding from General Fund to SRV Reserve due to an internal review.	
IN23885-5	Sustainability Support - Family Day Care	80,000	Budget Change			(10,000)			70,000		
IN23885-6	Sustainability Support - Tasman Parade Early Learning Centre	100,000	Budget Change			(10,000)			90,000		
IN23885-7	Sustainability Support - St Johns Park Early Learning Centre	105,000	Budget Change			(20,000)			85,000		
IN23885-8	Sustainability Support - Wakeley Early Learning Centre	100,000	Budget Change			(10,000)			90,000		
IN23885-9	Sustainability Support - Wetherill Park Early Learning Centre	70,000	Budget Change			(10,000)			60,000		
MPBAR2205	Childcare centre Greenfield Park - Outdoor Refurbishment	145,000	Budget Change	(145,000)	145,000	110,000			255,000		
MPBAR2219	New Fairfield Library - Stage 2 Upgrades	140,323	Completed	(140,323)					-		Multi-year project, reallocating the remaining budget into MPVCBU2376 Fairfield Library Roof Construction as well as amend the funding from General Fund to SRV Reserve due to an internal review.
MPVCBU2376	Fairfield Library - Roofing Repairs	140,000	Budget Change		140,323				280,323		
MPBAR2230	Fairfield Leisure Centre 25m Pool Roof Renewal	169,180	Completed	(161,556)					7,624	Multi-year project, reallocating the remaining budget into MPVCBU2424 FLC Indoor Pool - Roof Replacement	
MPVCBU2424	Fairfield Leisure Centre (FLC) - 25m Pool Roof, Stage 1	250,000	Budget Change	161,556					411,556		
MPBAR2303	Fire Compliance Various Sites Bring up to standard issues surrounding fire compliance.	100,000	Budget Change	(50,000)					50,000	Amend the scope to design only and reallocate funds for the construction phase (MPBAR2403 Fire Compliance - Various Sites), which is to be considered in the draft 2023-2024 Operational Plan.	
MPBAR2307	Depot City Works Office - Fences	40,000	Discontinued	(40,000)					-	Discontinue this project and reallocate the budget into MPBAR2309 Depot Fit-out as works will be undertaken within this project, which would deliver procurement efficiencies as well as changed funding from General Fund to SRV Reserve due to an internal review.	
MPBAR2309	Depot Garage/Stores - New extraction fans and internal roller door	100,000	Budget Change		140,000				240,000	Project budget be increased, which is being reallocated from existing projects MPBAR2307 Depot-Fencing and MPVCBU2365-Depot Access Improvement to achieve procurement efficiencies.	
MPVCBU2365	Depot - Access improvements	100,000	Discontinued		(100,000)				-	Project discontinued and budget reallocate to MPBAR2309 Depot Fit-outs for efficiencies and cost reductions.	
MPBAR2319	Tasman Parade Early Learning Centre - Mechanical	20,000	Discontinued	(20,000)					-	Discontinued these projects and reallocate the associated budgets into MPBAR2308 Mechanical Air-conditioning	
MPBAR2366	Child Care Centre - Replace air-conditioner.	20,000	Discontinued	(20,000)					-		
MPBAR2367	Libraries/Museum - Replace air-conditioner	20,000	Discontinued	(20,000)					-		
MPBAR2368	Community Centres - Replace air-conditioner.	30,000	Discontinued	(20,000)					10,000		
MPBAR2369	Commercial Building - Replace air-conditioner.	40,000	Discontinued	(40,000)					-		
MPBAR2308	Depot City Works Office - Mechanical Services Air-Conditioning	50,000	Budget Change		120,000				170,000	Project budget increased by \$120,000 from SRV Reserve, which is being reallocated from existing projects MPBAR2319, MPBAR2366, MPBAR2367, MPBAR2368 and MPBAR2369 for procurement efficiencies	
MPVSG2340	Fairfield Showground Site Office - Refurbishment	60,000	Discontinued		(60,000)				-	Discontinue project and reallocate budget into SP20560-1 and MPBAR2338, which would incorporate these works and deliver procurement efficiencies.	
MPBAR2338	Fairfield Showground - Markets Office -Mechanical	10,000	Budget Change		30,000				40,000		
SP20560-1	Fairfield Showground Redevelopment – Stage 2	294,418	Budget Change		30,000				324,418		
MPDU2301	Access Upgrades - Bonnyrigg Community Centre and Brenan Park Community Hall.	105,000	Budget Change				52,973		157,973	Project scope/budget be amended to remove Brenan Park Community Hall scope of works and be incorporated into existing project MPDU2301 to support the design element identified in feasibility review.	
MPDU2201	Access Upgrades - Bonnyrigg Community Centre and Brenan Park Community Hall.	52,973	Completed				(52,973)		-		
MPVCBU2368	Fairfield SES Headquarters – Access improvements	110,000	Budget Change		(60,000)				50,000	Project scope/budget be amended with SES needs and requirements. Surplus budget be reallocated MPVCBU2366	
MPVCBU2366	Tasman Parade Early Learning Centre - Access improvements	101,000	Budget Change		60,000				161,000		

**TABLE 3**

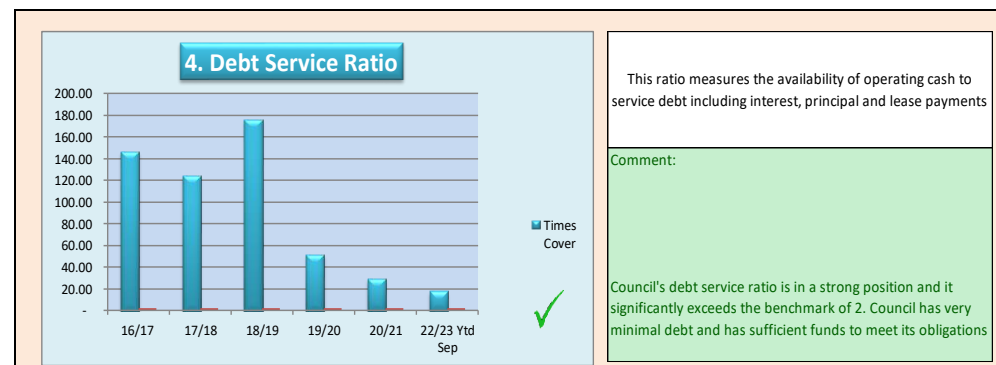
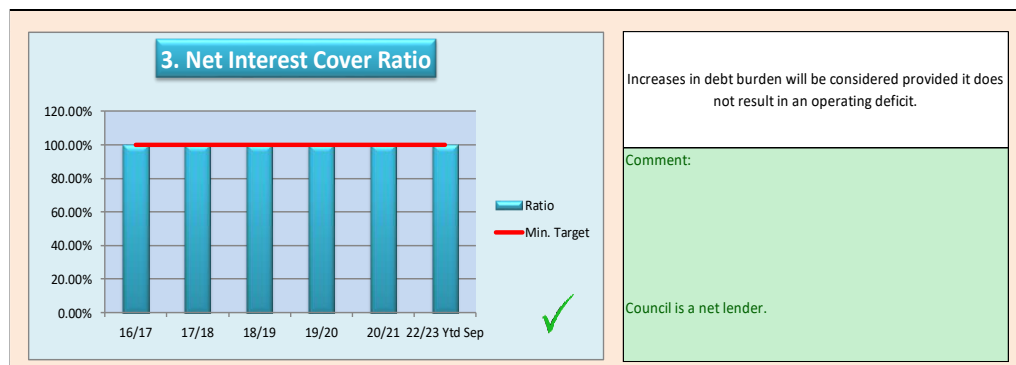
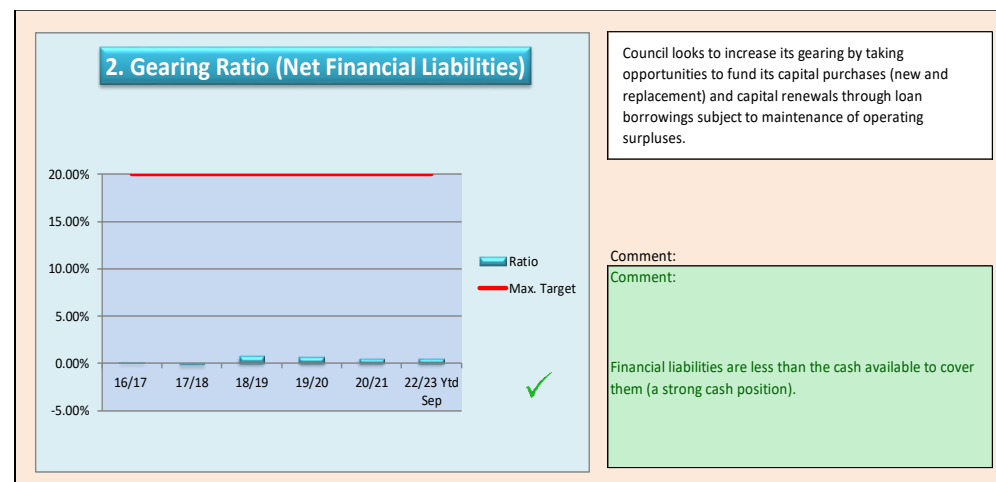
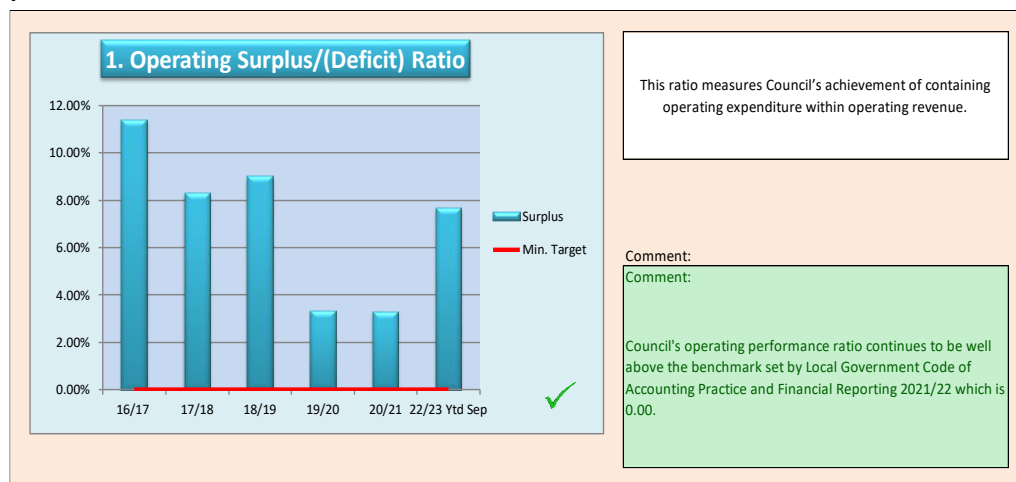
**Budget Adjustments – Reallocation /project consolidation (with no overall budget impacts)**

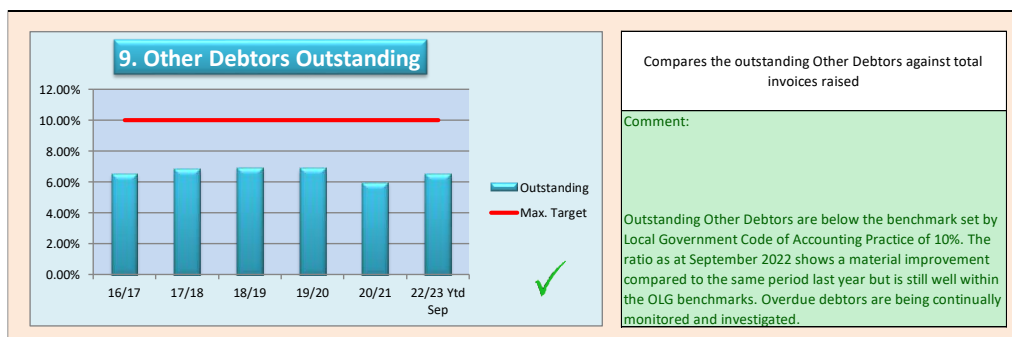
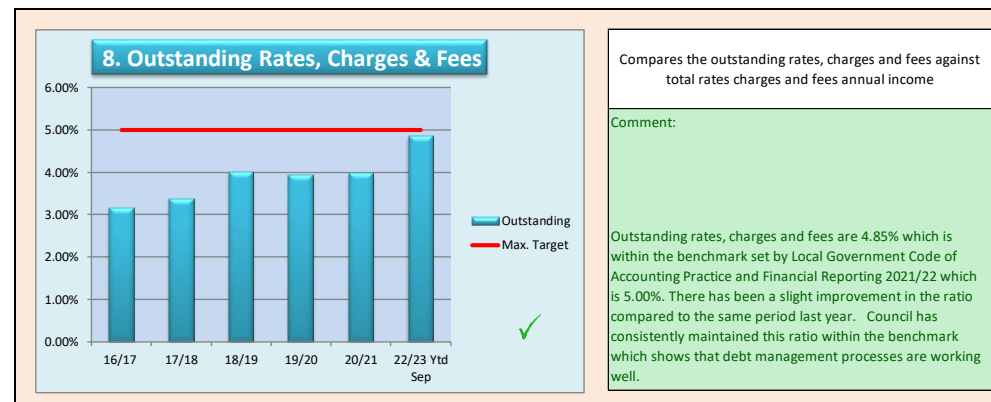

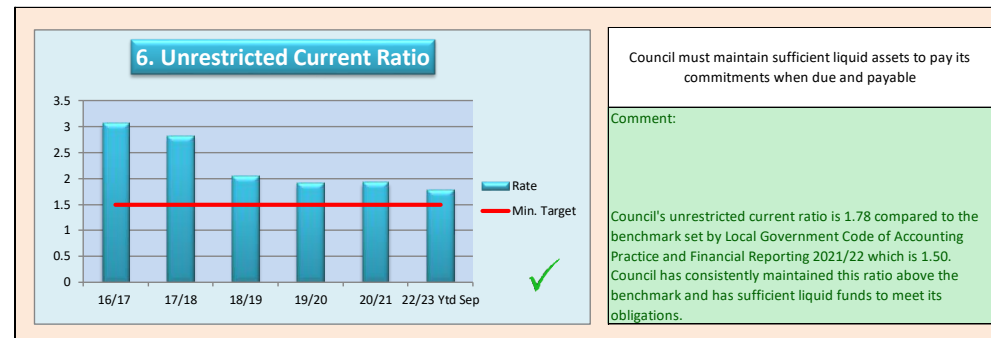
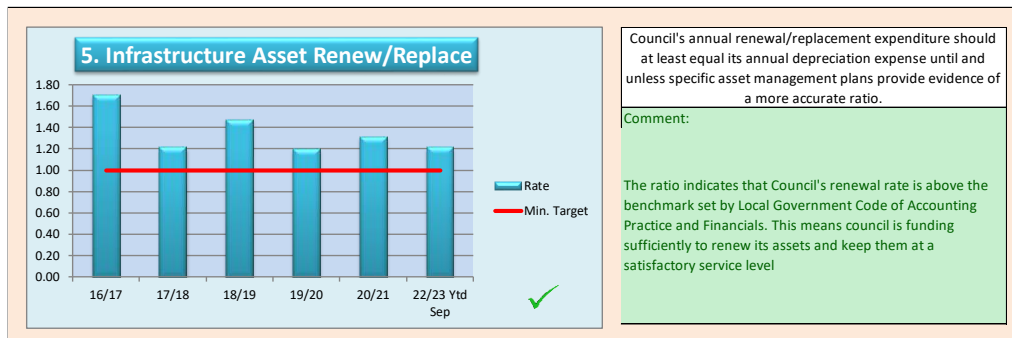
This budget adjustments represent the reallocation of funds and consolidation of projects for productivity and procurement efficiencies.

Project ID	Project Description	Current Budget	Project Status	General Fund	SRV Reserve	Grant Fund	Section 7.11 Reserve	Town Centre Reserve	Proposed Total	Comment
										Tasman Pde - Access Improvements to support budget shortfall in this project.
MPOSR2311	Irrigation Systems Renewal	150,000	Discontinued	(150,000)					-	Discontinued and reallocated the budget into MPOSR2211 Chisholm Park Irrigation Renewal Fields 2&3 and MPVOS2205 Rosford Park Irrigation Renewal to address budget shortfalls and improve procurement efficiencies.
MPOSR2211	Irrigation systems renewal/update	170,000	Budget Change	(95,000)	170,000				245,000	
MPOSR2310	Practice Cricket Net Renewal, Practice cricket net renewal.	60,000	Discontinued	(60,000)					-	Project budget for MPOSR2317 be amended, which is being reallocated from MPOSR2223 Fairfield Park - Baseball
MPOSR2223	Fairfield Park Baseball - Fencing Renewal Fairfield Park (Baseball).	50,000	Completed			(50,000)			-	Fencing Renewal and MPOSR2310 Practice Cricket Net Renewal to deliver staged fencing replacement at Fairfield Park Baseball as well as amend funding from General Fund to SRV Reserve due to an internal review.
MPOSR2317	Baseball Fencing/Dugouts	120,000	Budget Change	60,000		50,000			230,000	
IN23896	Entry Booth - Aquatopia Design and construct	350,000	Discontinued	(350,000)					-	Discontinued as implementation will be undertaken as part of SP20558-1 as well as amend the funding from General Fund to SRV Reserve due to an internal review.
SP20558-1	Aquatopia Expansion Stage 5 - Detailed Design	1,065,721	Budget Change		350,000				1,415,721	
SP21558-2	Dry Recreation Facility – Stage 6	24,722	Discontinued	(24,722)					-	Project budget increased, which is being reallocated from SP21558-2 - Dry Recreation Facility - Stage 6.
SP23558-2	Dry Recreation Facility – Stage 6	-	Budget Change	24,722					24,722	
IN22720	Community Business Hub Public Domain Upgrade - Kenyon St - Design	354,100	Completed	(29,100)		(325,000)			-	Multi-year project, budget reallocated into IN23720 - Community Business Hub Public Domain Upgrade for the construction phase.
IN23720	Community Business Hub Public Domain Upgrade - Kenyon St - Design	325,000	Budget Change	29,100		325,000			679,100	
IN20630	The Crescent Streetscape Upgrade Project Part B Upgrade	170,926	Completed				(152,623)	(18,303)	-	It was adopted September 2022 Council Meeting, Services Committee - item 115 to increase the budget as part of a request for tender report as well as increased budget, which is reallocated from IN20630 - The Crescent Upgrade.
IN23853	Fairfield The Crescent - International Monument Precinct Upgrade Stage 2	400,000	Budget Change				152,623	98,303	650,926	
IN20337	SRC Expansion – Stage 2 Feasibility	145,735	Budget Change	(145,000)					735	Multi-year project, budget reallocated into IN23890 – SRC Expansion Stage 3.
IN23890	Sustainable Resource Centre Expansion - Stage 3	300,000	Budget Change	145,000					445,000	

## Item 6. Key Performance Indicators Budget review

Key financial indicators and principles were adopted in the Long Term Financial Plan to ensure Council achieves a sustainable financial position over the next 10 years. This section of the Quarterly Report provides details regarding Council's performance against these targets.





Overall, the ratios point to strong results for Council, which is the product of operating surplus' and a strong cash position. Council continues to invest in its assets, by prioritising and ensuring maintenance is maintained to at least the minimal requirements, and ensuring the level achieves and enhances the useful life of the assets. Meanwhile, the asset renewal and replacement programs are being rolled out on schedule.



## **Item 7. Contracts and Other Expenses Budget Review**

### **7 a. Contracts Budget Review**

The Contracts Budget Review indicates contracts entered into by Council in excess of \$50,000 for the quarter ended 30 September 2022, which are not from Councils Preferred Supplier List. The purpose of this report is to make Councillors aware of other material contracts entered into by Council.

It is noted that there have not been any purchase orders greater than \$50,000 for the quarter ended 30 September 2022 that do not comply with this policy framework

### **7 b. Complying contracts with vendors not sourced through tender**

The Local Government Act stipulates circumstances where contracts greater than \$250,000 are not required to comply with the legislated tendering requirements (contracts established under Local Government Procurement and Procurement Australia agreements). Council utilises contracts from these sources where appropriate. For transparency, detailed below are those contracts established in this manner (with expenditure exceeding \$250,000) for the 3 months ended 30 September 2022:

<b>Supplier</b>	<b>Description of Services</b>	<b>Contract Type for LGP and Procurement Australia only including Identifying Contract No</b>	<b>Total cost including GST</b>
THE BIODIESEL STATION PTY LTD	Fuel	NPN117 Bulk Fuel, Fuel Card Services and Oils, Lubricants and Vehicle Care Products - LGP NPN117	330,000
CK RECRUITMENT PTY LTD	Temporary Labour	HR – Perm & Temp, & Assoc Services (LGP808-3) list	46,200
CK RECRUITMENT PTY LTD	Temporary Labour	HR – Perm & Temp, & Assoc Services (LGP808-3) list	236,500
CK RECRUITMENT PTY LTD	Temporary Labour	HR – Perm & Temp, & Assoc Services (LGP808-3) list	506,000
Grand Total			1,118,700

## 7 c Procurement Policy Exemptions

The following services were procured under the provisions of Council's Procurement Policy Exemption Rules for the quarter ended 30 September 2022.

Supplier	Description of Services	Total Cost Including GST
BIBLIOTHECA AUSTRALIA PTY LTD	CloudLibrary Budgeted spend of eBooks for the 2022/2023	77,000
BOLINDA DIGITAL PTY LTD	2022/23 New Release eAudiobook Standing Order Plan	88,000
PILLINGERS HIRING SERVICE PTY LTD	Hire Equipment - Cabramatta Moon Festival 2022	89,848
MARK EDMONDS PRODUCTION PTY LTD	Fairfield Spring Fest - Event management services including prop, entertainment, equipment and staffing hire	117,018
EXELOO PTY LTD	Exeloo Titan 21D Fully Automated Single Cubicle Unit	162,699
Grand Total		534,565

## 7 d Other Expenses Budget Review

For information purposes, listed below is year-to-date expenditure for Consultancies and Legal Fees.

Legal fees in relation to debt recovery and consultancy costs for delivery of training are excluded from the Legal Fees and Consultancy costs shown below.

For the purpose of this report, a consultant is a person or organisation engaged under contract on a temporary basis to provide recommendations or high-level specialist or professional advice to assist decision-making by management. Generally it is the advisory nature of the work that differentiates a consultant from other contractors.

FAIRFIELD CITY COUNCIL		
Budget review for the Period ended – 30 September, 2022		
Consultancy and Legal Expenses		
Expense	Expenditure YTD \$	Budgeted (Y/N)
Consultancies	\$109,535	Y
Legal Fees	\$179,614	Y