

# COMMUNITY ENGAGEMENT REPORT 2016

*LET'S CONNECT*



INTEGRATED **PLANNING** AND **REPORTING** FRAMEWORK

## BACKGROUND

Fairfield City Council (Council) prepared and implemented the 2016 Community Engagement Strategy to identify how Council will engage its community to establish if their vision, goals, priorities and aspirations for the future of Fairfield City have changed. The results will inform the new 2016-2026 Fairfield City Plan. As part of the development of the revised Fairfield City Plan, Council undertook extensive community engagement from March to May 2016 across Fairfield City.



The Fairfield City Plan is a key component of the Integrated Planning and Reporting Framework (IPR) which was designed to improve Council's long-term community, financial and asset planning. The IPR Framework ensures Councils plan for a sustainable future for their communities by addressing their needs and priorities as they identify them.

## PURPOSE

The purpose of this report is to provide a summary of the information and data that was gathered through the community engagement process. It should be noted that the findings of this engagement report were the basis of the next 2016-2026 Fairfield City Plan.

The Report summarises and analyses information received from:

- 1,059 completed surveys from residents living in Fairfield City
- 7 Conversation Groups held with 171 stakeholders working within Fairfield City
- 31 completed surveys from local businesses in Fairfield City

## ENGAGEMENT AIM

“THEME 5 GOAL 2: All have an Opportunity to participate, are respected and heard.

- All people in our community are able to contribute
- Information is available and clearly communicated to our diverse community
- Authorities allow us to be involved in community decisions”

2012-2022 Fairfield City Plan

## REPORT OBJECTIVES

- Develop a detailed report on the needs and priorities of the community based on engagement undertaken, for the development of the 2016-2026 Fairfield City Plan.
- Measure the effectiveness of implementing the 2016 Community Engagement Strategy.

## METHODOLOGY

Council delivered multiple engagement activities as part of the 2016 Community Engagement Strategy. This was necessary to increase the likelihood of gaining a more representative response from the community.

Council used the IAP2 Public Participation Spectrum and the Fairfield City Council’s Principles of Engagement which are based on the social justice principles of access, equity, participation and rights.

INCREASING LEVEL OF PUBLIC PARTICIPATION 

	INFORM	CONSULT	INVOLVE	COLLABORATE	EMPOWER
PUBLIC PARTICIPATION GOAL	To provide the public with balanced and objective information to assist them in understanding the problem, alternatives, opportunities and/or solutions.	To obtain public feedback on analysis, alternatives and/or decisions.	To work directly with the public throughout the process to ensure that public concerns and aspirations are consistently understood and considered.	To partner with the public in each aspect of the decision including the development of alternatives and the identification of the preferred solution.	To place final decision making in the hands of the public.
OUR PROMISE TO THE PUBLIC (Fairfield City Council’s Principles of Engagement)	<p><b>Principle 4</b> - Being open and clear about the level of influence available to those attending each engagement process.</p> <p><b>Principle 7</b> - Reporting back to the community ‘closing the loop’ on what we have heard and how it has influence the Fairfield City Plan.</p>	<p><b>Principle 1</b> - Building on previous engagement to avoid duplication and over engagement.</p> <p><b>Principle 3</b> - Listening to and understanding the community’s view and aspirations to ensure better decision making.</p>	<p><b>Principle 5</b> - Ensuring everyone has opportunities to be involved including the ‘hard to reach’ groups in accordance with Council’ Assess and Equity principles.</p>	<p><b>Principle 6</b> - Ensuring the best interest of the community will prevail over individual or vested interests.</p>	<p><b>Principle 2</b> - Incorporating what the community has to say into the Fairfield City Plan.</p> <p><b>Principle 8</b> - Changing the way government and community work together.</p>

Table 1: IAP2 Public Participation Spectrum

Engagement with the community included online and paper-based surveys, one-on-one phone surveys, group sessions, advisory committees discussions, interagency networks, workshops, and submissions via email or post.



Table 1: Engagement Techniques shows an overview of the engagement techniques used by Council to engage with the community.

ENGAGEMENT TECHNIQUES				
INFORM	CONSULT	INVOLVE	COLLABORATE	EMPOWER
<ul style="list-style-type: none"> <li>Community Magazine – City Life</li> <li>Council’s Website</li> <li>Community exhibitions and displays</li> <li>Digital media screens</li> <li>Emails</li> <li>Educational Workshops</li> <li>Flyers</li> <li>Information stalls in public places including events</li> <li>Mail outs / letters</li> <li>Staff community networks</li> <li>Social Media</li> </ul>	<ul style="list-style-type: none"> <li>Public comment and submissions</li> <li>Focus groups</li> <li>Surveys, including online surveys</li> <li>Interviews</li> <li>Feedback and suggestion boxes</li> <li>Advisory Committees</li> <li>Partner with service providers and community groups to engage with hard to reach groups</li> </ul>	<ul style="list-style-type: none"> <li>Open public meetings, community briefing sessions and workshops</li> <li>Youth and other targeted reference groups</li> <li>Use of social media including Facebook and Twitter</li> </ul>	<ul style="list-style-type: none"> <li>Consensus building activities</li> <li>Participatory decision making processes</li> <li>Development and implementation of partnership projects</li> <li>Interagency networks and working groups</li> </ul>	<ul style="list-style-type: none"> <li>Delegated decisions through Council Committees and meetings.</li> </ul>

Table 2: Engagement Techniques

## DEVELOPMENT OF SURVEY AND ENGAGEMENT ACTIVITY

The survey was designed to meet the Integrated Planning and Reporting objectives for the Fairfield City Plan revision. This was achieved by developing 6 simple questions that would address 3 key components for the community:

- Where are we now?
- Where do we want to be in 10 years’ time?
- How will we get there?

When addressing ‘Where do we want to be in 10 years’ time?’ the question was presented as multiple choice with an option to select ‘Other’. Participants were required to select the top 5 priorities they had over the next 10 years.

Multiple choice questions are a way of simplifying a survey to increase participation for a culturally rich diverse community like Fairfield City. To prevent the survey from leading the participant’s responses, Council used the City Resilience Framework to identify 44 potential

priorities the community may be interested in and presented them as options for the community to select.

The survey was written in a simple, clear and concise style to ensure it was easily understood by the community. The survey was tested as a pilot through the telephone survey and by Council staff, which resulted in several changes to improve its readability.

### **Paper-based Survey**

The paper-based survey was made available at 8 key locations across Fairfield City and on Council's website. The paper-based survey was translated into languages that are widely spoken in Fairfield city including Arabic, Assyrian, Chinese (Simplified), Khmer and Vietnamese. Council informed the community about the survey through advertisements in the local newspapers, on Council's website and social media, through Council's on hold messages and via emails to key stakeholders. A number of surveys were completed by Council facilitators at events including Seniors Week, Bring It On! Festival, Fairfield Business Awards and on site at local shopping centres.

The survey was a short, two-page questionnaire with four multiple choice questions, and 5 open based questions. A copy of the survey is included in the Appendix, Figures 1 – 6.

### **Online Survey**

The online survey was presented via Survey Money and a copy of this is included in the Appendix, Figures 8 and 9.

### **Telephone Survey**

Fairfield City Council contracted an external research company as part of the 2016 Community Engagement Strategy. 600 residents were randomly selected to participate in a telephone survey with the results being used to revise the priorities, goals and outcomes identified in the 2016-2026 Fairfield City Plan.

### **Conversation Workshops**

More than 171 community groups and services providers in Fairfield City were invited to attend 7 Conversation Workshops where stakeholders were asked to openly discuss their responses to 5 simple questions. A facilitator oversaw the sessions and assisted the participants to clearly detail their wants and needs for Fairfield City. The stakeholders who attended these conversation group sessions were also encouraged to promote the survey and engage with hard to reach community groups.

## Methods of informing the community about the survey

A Communications Plan was developed to ensure maximum reach of the surveys so all members of the community had an opportunity to have their say. Table 2 below outlines a summary of activities undertaken.

Activity Description	Reached
Advance newspaper	64,000 Residents
Champion newspaper	64,000 Residents
City Connect	64,000 Residents
Council's Website – Have Your Say	1391 Residents
Social Media – Have Your Say	1,601 Residents
Distributed from Council Services such as Children's Service, Leisure Centres, Libraries and Customer Service.	Over 346,000 community members
Advisory Committees and Interagency networks	7 Committees and Networks
Community Organisation	216
Telephone Survey	600 Residents
Email distributed to all Fairfield City Council Staff encouraging anyone living or with family and friends living in Fairfield City to complete survey.	800 Community Members
Young people attending Bring it on! Festival	12,000 Youth
Seniors attending Seniors Week	100 Seniors
Local businesses attending the Fairfield Business Awards	900 Businesses

**Table 3: Summary of Engagement Activities Undertaken**

## DATA COLLECTION

The survey data was collected through a number of methods including paper and electronic formats between 1 March 2016 and 16 May 2016. The data was then extracted from these methods and combined into a single database for Council staff to analyse findings.

**ELECTRONIC:** The Survey was designed using Survey Monkey, which is an online survey web platform enabling Council to design, manage, deploy and report results. This also allowed council staff to add to the survey database when engaging with the community at events and shopping centres through iPads and other mobile devices.

**PAPER:** It was acknowledged that access to the internet is limited across Fairfield City. Overall 56.8% of households have no internet connection or have a dial up connection, and only 33.7% of households had broadband connectivity, compared with 45.5% and 45.0% respectively for the Sydney Statistical Division. All completed paper based Surveys were data entered into the electronic survey tool, Survey Monkey.

**TELEPHONE SURVEY:** The contractors that undertook the survey, telephone interviewed 600 residents. The interviewees were called at random from an electronic listing. The data was collected and entered in an electronic survey tool, which was then post weighted (by age, gender and location) using the most recent statistics from the Australian Bureau of Statistics.

## FINDINGS

### Demographic of Participants

The population of Fairfield City is estimated at 204,442 as of 2015 (according to Profile.id) and there are 27 suburbs making up Fairfield City which are Abbotsbury, Bonnyrigg, Bonnyrigg Heights, Bossley Park, Cabramatta, Cabramatta West, Canley Heights, Canley Vale, Carramar, Cecil Park, Edensor Park, Fairfield, Fairfield East, Fairfield Heights, Fairfield West, Greenfield Park, Horsley Park, Lansvale, Mount Pritchard, Old Guildford, Prairiewood, Smithfield, St Johns Park, Villawood, Wakeley, Wetherill Park and Yennora.

Overall, 52.5 per cent of the population was born overseas, and 50.1 per cent were from a non-English speaking background, compared with 34.2 per cent and 26.3 per cent respectively for New South Wales. Fairfield is one of the most culturally diverse areas in Australia with the highest number and proportion of people speaking languages other than English (70%) at home with 20.4% speaking English not well or not at all. Fairfield City has more residents who speak English poorly or not at all than any other Australian city. A total of 1,261 Resident and Business Surveys were completed by residents and businesses in Fairfield City.

### Land Use

While the use land use is mainly residential, Fairfield City contains six (6) industrial and business lands (829.8 hectares) which include large-scale industrial estates at Wetherill Park and Smithfield, as well as local industrial centres through the City.

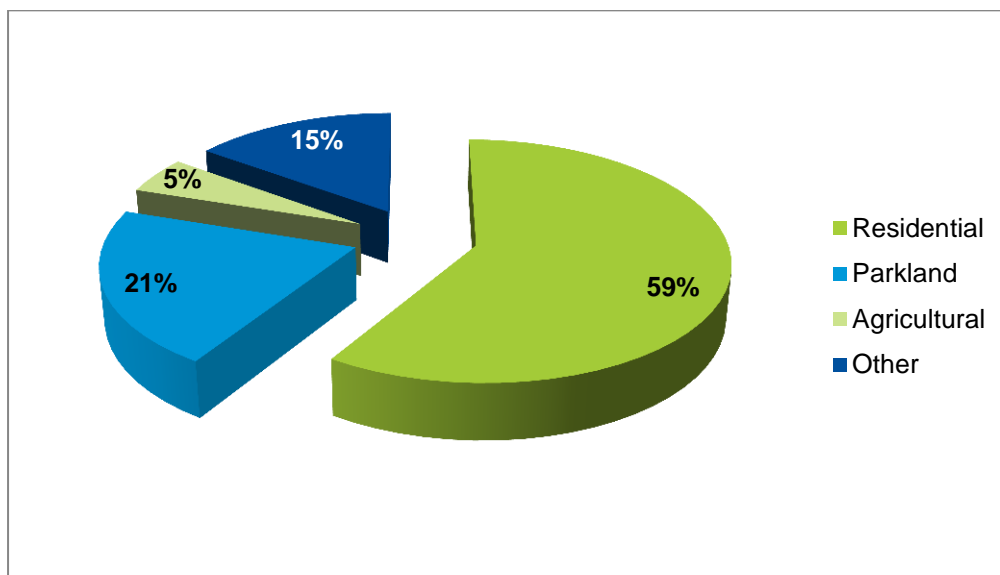
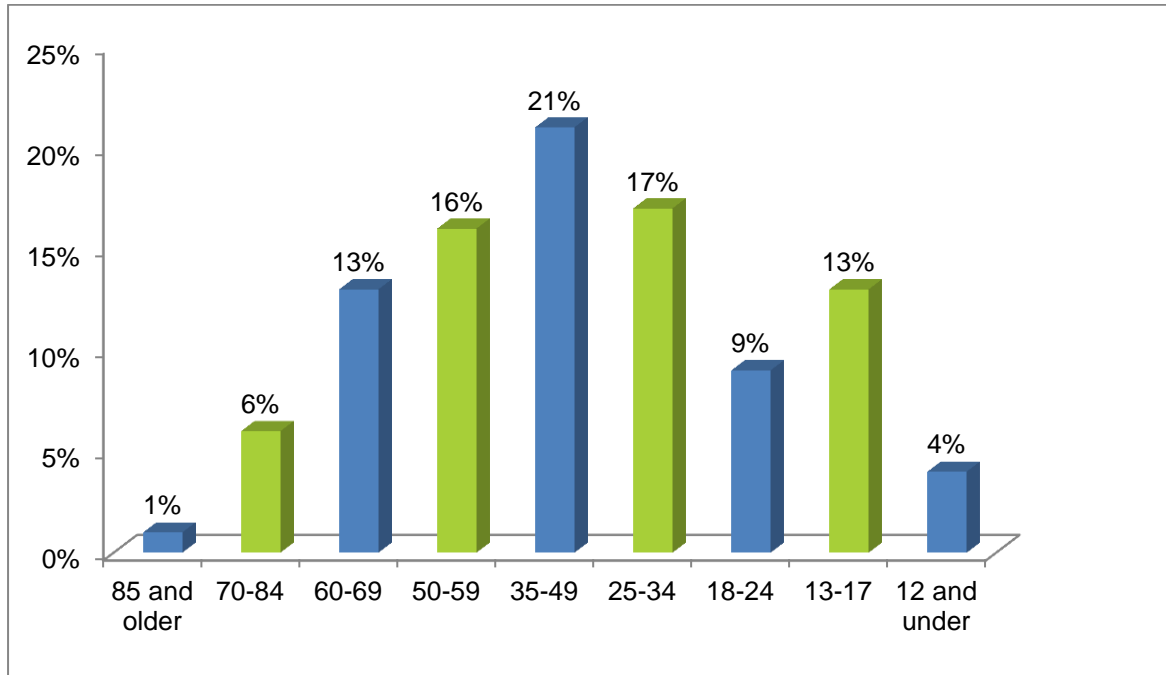


Table 4: Land Usage in Fairfield City

## Age of Participants



**Table 5: Age of Survey Participants**

Table 5 shows that overall the survey results reflected the current population of Fairfield City.

When asked ‘how old are you?’ the majority of surveyed participants (54%) were aged between 25-59, followed by (26%) being children and youth, and (20%) seniors. There was a slight over representation in youth (13-17 years) and seniors (60-69 years). See Table 6 below.

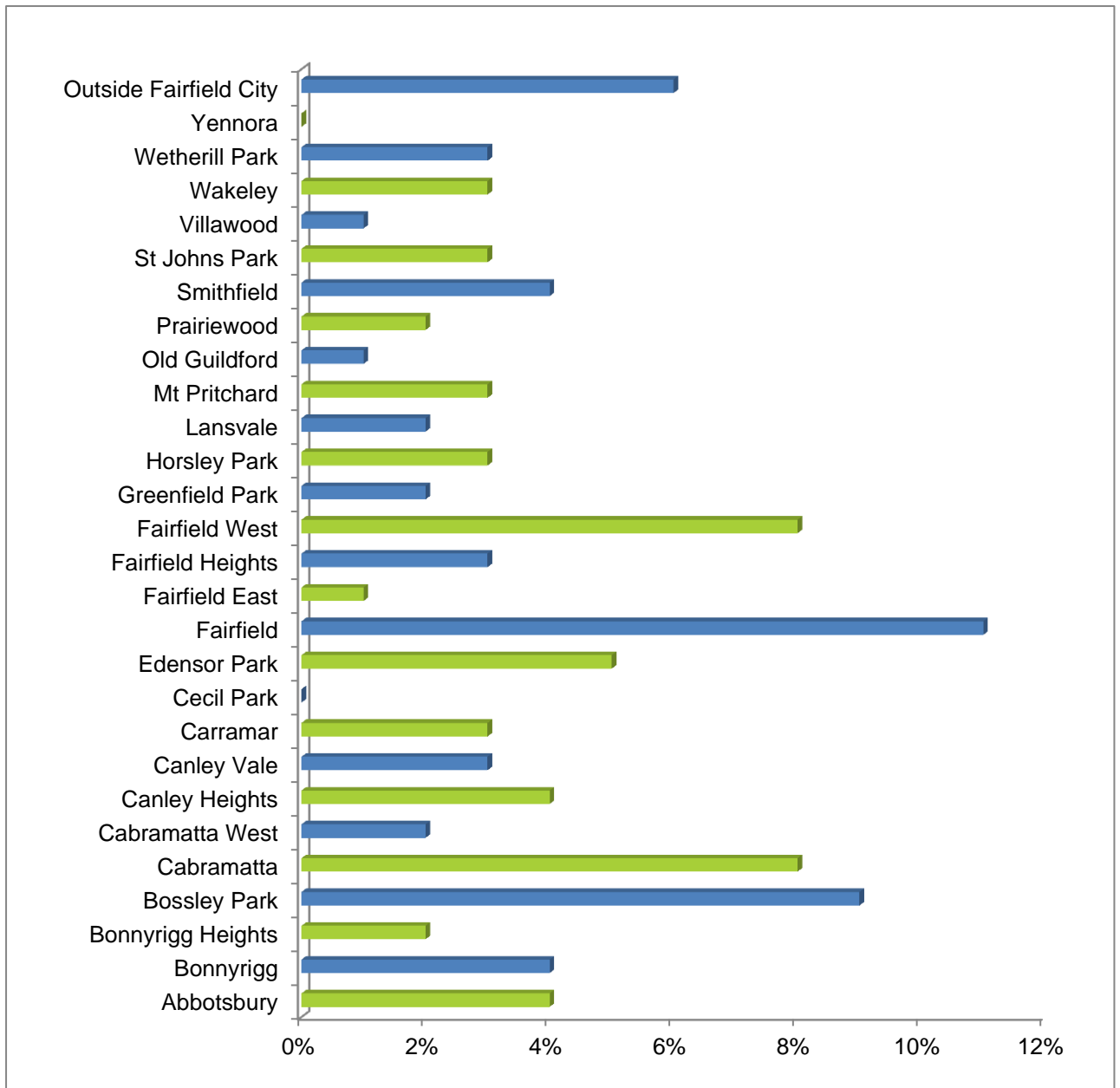
	Number of People Surveyed	Census Population of Fairfield City	Variance
<b>12 and under</b>	4%	16%	-12%
<b>13-17</b>	13%	9%	4%
<b>18-24</b>	9%	10%	-1%
<b>25-34</b>	17%	13%	3%
<b>35-49</b>	21%	21%	0%
<b>50-59</b>	16%	13%	3%
<b>60-69</b>	13%	9%	5%
<b>70-84</b>	6%	7%	-1%
<b>85 and older</b>	1%	1%	0%

**Table 6: Age versus Population of Fairfield City**



## Suburbs

The respondents were asked to specify which suburb they lived in within Fairfield City which is shown below in Table 7.



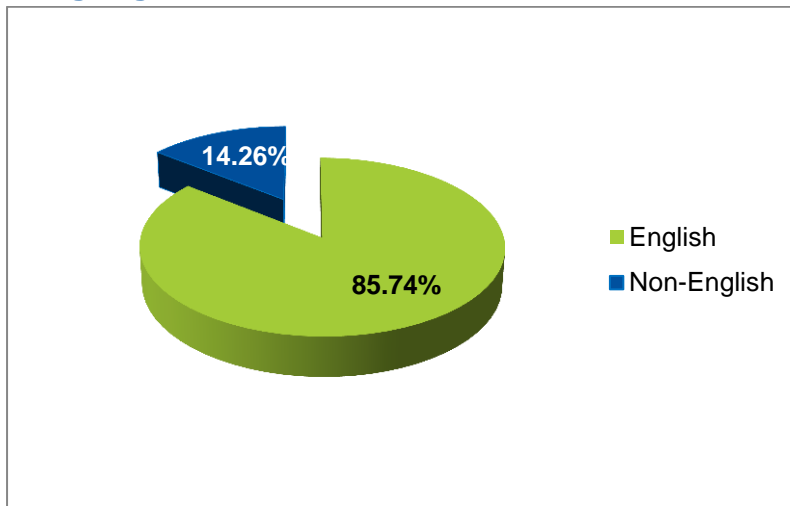
**Table 7: Suburbs Where Survey Participants Reside**

Table 8: Suburb versus Population of Fairfield City below shows that generally respondents reflected the recorded population for each area and that the survey reflects the broad Fairfield City community. Some areas had a slight under representation, such as Cabramatta (-3%), Smithfield (-2%), Cabramatta West (-2%), Canley Heights (-2%), Canley Vale (-2%) and Bonnyrigg Heights (-2%).

SUBURB	SURVEY	POPULATION	VARIANCE
Abbotsbury	4%	2%	2%
Bonnyrigg	4%	4%	0%
Bonnyrigg Heights	2%	4%	-2%
Bossley Park	9%	7%	2%
Cabramatta	8%	11%	-3%
Cabramatta West	2%	4%	-2%
Canley Heights	4%	6%	-2%
Canley Vale	3%	5%	-2%
Carramar	3%	2%	1%
Cecil Park	0%	0%	0%
Edensor Park	5%	5%	0%
Fairfield	11%	9%	2%
Fairfield East	1%	3%	-1%
Fairfield Heights	3%	4%	0%
Fairfield West	8%	6%	2%
Greenfield Park	2%	3%	-1%
Horsley Park	3%	1%	2%
Lansvale	2%	1%	1%
Mt Pritchard	3%	5%	-1%
Old Guildford	1%	1%	0%
Prairiewood	2%	2%	0%
Smithfield	4%	6%	-2%
St Johns Park	3%	3%	0%
Villawood	1%	1%	0%
Wakeley	3%	2%	1%
Wetherill Park	3%	3%	0%
Yennora	0%	1%	0%
Outside Fairfield City	6%	n/a	6%

**Table 8: Suburb versus Population of Fairfield City**

## Language



**Table 9: Language Spoken by Survey Participants**

The Survey engaged with people who spoke 24 different languages. It is noted that English was the most prominent language spoken, followed by Vietnamese (7.40%), Cantonese (0.86), Assyrian (0.75%), Arabic (0.75%) and Spanish (0.64%).

Language	Survey	Population	Variance
English	85.74%	79.6%	6.15
Non-English Speakers	14.26%	20.4%	-6.14
- Vietnamese	7.40%		
- Cantonese	0.86%		
- Arabic	0.75%		
- Assyrian \ Aramaic	0.75%		
- Spanish	0.64%		
- Croatian	0.54%		
- Serbian	0.54%		
- Khmer	0.32%		
- Mandarin	0.32%		
- Italian	0.21%		
- Hindi	0.21%		
- German	0.21%		
- Macedonian	0.21%		
- Maori	0.21%		
- Greek	0.11%		
- French	0.11%		
- Polish	0.11%		
- Bosnian	0.11%		
- Tongan	0.11%		
- Turkish	0.11%		
- Indonesian	0.11%		
- Dinka	0.11%		
- Ewe	0.11%		
- Teo Chew	0.11%		

**Table 10: Language versus Population of Fairfield City**

## COMMUNITY'S VISION

Residents were asked if they were happy with their shared Vision for the City: *"We are Fairfield City – a welcoming, safe and diverse community where we are proud to belong, invest and prosper"*. The majority of surveyed participants (88.29%) supported the existing Vision with only 11.71% feeling that it did not adequately reflect the City.

### “What do you like about living in Fairfield City?”

The surveyed participants were asked 'what are the three (3) best things about living in Fairfield City', with 15 popular responses identified in Table 11 below.

What are three (3) best things about living in Fairfield City?	1 <sup>st</sup> (n=613)	2 <sup>nd</sup> (n=576)	3 <sup>rd</sup> (n=548)	Totals (n=1737)
Shopping	76	85	73	234
Friendly Community	76	73	68	217
Multicultural Community	82	48	41	171
Parks and Recreation	47	61	46	154
Variety of Food and Restaurants	53	47	43	143
Public Transport	45	41	39	125
Variety of Community Services	29	33	40	102
Quiet and Peaceful	23	25	29	77
Council	25	18	18	61
Central to Sydney	22	18	16	56
Education and Schools	20	18	18	56
Family Friendly	19	12	12	43
Events, Festival and Activities	15	16	3	34
Facilities and amenities	11	4	18	33
Housing and Land Sizes	12	9	10	31

**Table 11: What are the three best things about living in Fairfield City?**

The majority of survey participants identified shopping as one of the best things about living in Fairfield City, this is an improvement from the last engagement survey and demonstrates how the key stakeholders are contributing to the community's needs and aspirations as identified in the 2012-2022 Fairfield City Plan.

Fairfield City Stakeholders continued to deliver on these needs and aspirations, with a majority of surveyed participants expressing that Fairfield City has a friendly community and the residents feel connected with people and family. Survey participants also commented on the diverse multicultural community and this was a unique and treasured aspect of living in the Fairfield City community.

The following are some of the direct comments that were made in relation to the best things about living in Fairfield City:

*"Close to amenities, schools, hospitals, shopping centres"*

*"The natural resources e.g, the rivers"*

*"The large green areas along the creeks and rivers"*

*"Community and Government working together"*

*"Diversity and Multiculturalism of the City"*

*"Multicultural foods and festivals"*

*"Asian festivals like Chinese New Year / Moon festival"*

*"many parks with cycling roads"*

*"Large blocks of land"*

*"Living with people from different countries of origin"*

*"Great access to both the city and the mountains"*

*"Fairfield City is a vibrant multicultural area with some of the best ethnic food available especially the Asian flavours. I have friends and family from all over Sydney travel here to experience the food."*

*"City is alive with culture"*

*"Parks and play areas for children"*

*"Parks and recreational areas are kept well"*

*"The various public parks and open areas."*

*"Leisure centres & parks / kids' activities"*

*"A modern shopping centre that celebrates diversity"*

*"Closeness of the community"*

*"Waste services - cleaning up illegal dumping"*

*"Great new facilities being built i.e. Water park"*

*"Relatively low crime rates"*

*"The variety of shopping plazas ranging in size from Fairfield West Plaza to Stockland Mall catering for all needs."*

*"Vision for continued progression"*

*"Easily accessible services and facilities"*

*"All the facilities and activities available for the youth."*

*"Roads well maintained"*

*"Lots of small speciality food shops"*

*"Easy access to shops, hospitals, doctors and railway"*

*"The large focus on cultural and community events."*

*"Innovative recycling"*

*"Parks and green space in walking distance of most homes"*

*"Good childcare run by council"*

*"Good balance in age factor- young, adult and elderly"*

*"Continual infrastructure renewal and maintenance"*

*"The focus on facilities and services for the community"*

*"Access to services.eg. Libraries"*



## “What are the three things that you would like to change about living in Fairfield City?”

The surveyed participants were asked ‘what are the three (3) things that you would like to change about living in Fairfield City’, with 15 popular responses identified in Table 12 below.

What are three (3) things you would like to change about living in Fairfield City?	1 <sup>st</sup>	2nd	3rd	Totals
Cleaner Streets and reduce Litter	117	63	67	247
More Parking	74	92	57	223
Improved traffic and Road Safety	52	48	39	139
Better public Transport	39	27	35	101
Low Crime and improved Safety	37	31	28	97
Better road conditions	31	32	31	94
Council’s waste management service and rate levels	22	25	21	68
Town Centre Improvements Fairfield and Canley Heights	24	13	18	55
More Shopping	12	20	22	54
More facilities and lighting in parks	28	16	4	48
Affordability Housing	22	9	9	40
High Density housing	16	15	11	32
Hospital and Health Services	10	4	16	30
Better education in Schools and TAFE	4	10	4	18
Footpath Improvements	12	6	0	18
Events and Activities	0	5	11	16
More Community Spaces	0	15	0	15
Activities for youth	4	4	4	12
More trees, shrubs and hedges	4	7	0	11
Job Opportunities	3	0	6	9
Library	4	0	0	4

**Table 12: What are the three things you would like to change about living in Fairfield City.**

The majority of survey participants continue to identified Cleaner Streets and Reduced Littering (247) as a focus for the future, followed by the request for more parking (223) around our City and Town Centres and Improved traffic flow and Road Safety (139). Some of these changes noted by the community have been reflected in the Top Priorities for contributing stakeholders to focus on in the new 2016-2026 Fairfield City Plan.

The following are some of the direct comments that were made in relation to what residents would change about living in Fairfield City:

- “Better transport links (buses to trains)”
- “Cleaner Streets in Cabramatta and Canley Vale”
  - “more affordable housing”
- “Open areas to explore and have lunch outdoors”
  - “canals and waterways cleaned up”
  - “Affordable health and activities”
- “Increase Pre-School/ School funding so more kids can attend affordable Pre-School.”
- “The verges, some streets have fallen into disrepair, particularly around Fairfield CBD.”
  - “Some roads need resurfacing”
- “Fairfield CBD is dated and needs to be updated, more diversity”
- “Residents that live away from train lines are disconnected to local and city wide services”
  - “Upgrades to existing smaller parks/ playgrounds”
- “Cheaper places for people to put rubbish, so that there is no dumping”
- “Rangers to be more proactive on cars parking across pathways”
  - “more street trees needed”
- “Critical hubs such as Fairfield City Centre being more inviting to visit and do business in”
  - “General sense of community by having more community events”
  - “Fairfield City Centre needs a facelift and needs to be made more attractive for local community for shopping and general business”
- “Landscape, more landscaped gardens and cleaner areas and waterways in all Fairfield west and Fairfield”
  - “A Green Bin for Garden Waste!”
  - “Need more information on cultural events”
  - “Urban design features within the streetscape”
  - “Council clean ups more often”
  - “Effective flood management”
- “more shrubs and hedges on footpaths and trees in the centre of roads in the town centres.”
  - “Rubbish in the streets general clean-up of shopping centre”
- “An update on the infrastructure of the older, and more outdated areas of Fairfield City.”
  - “Parking in Cabramatta”
  - “Bike tracks need maintenance, improvement & new tracks”
  - “Better town centre improvement projects”
  - “More arts across the city (murals, street art murals, etc)”
  - “Improve roads and pavement conditions”
  - “Bus to be more frequent and ends later on weekend”
  - “More community events for children free or low cost”
  - “More job opportunities for young people”
  - “Stormwater drain improvements”
  - “More surveillance cameras/ police and safety”
  - “More parking in popular areas”
  - “More parking at leisure centres as new water park coming”
- “I'd like to add another couple of off-leash dog parks, a lot of people in the area own dogs and enjoy using the park on Kembla Rd.”
  - “Add covered areas at playgrounds”
  - “Upgrade of roads and public transport”
- “I would like better parking at the Fairfield Station, a drop-off/pick up area would be great”
  - “Maintenance of aging building /centres”
- “More thought to enhance building planning e.g. not building new schools in high traffic areas where it does not meet regulations.”
  - “Revitalise the business districts, buildings look old and not contemporary”
  - “More safe places at night, Fairfield & Cabramatta are very scary after dark”
  - “More leisure and recreational places like maintained basketball courts”
  - “More hand craft markets and arts based activities”
- “More community gardens for high density areas (blocks of flats in Cabramatta)”

## THE TOP PRIORITIES

Effective engagement allows detailed information gathering which captures community information and knowledge in order to understand the community's top priorities.

Listing these community priorities in order of importance as identified by the community assists stakeholders in focusing on what the community's needs are. Priorities may change in the community, or with changes in people's concerns or knowledge, which is why we engage the community every four years to ensure the priorities are still reflecting the community's needs and aspirations.

Respondents were asked to identify what are the five priorities that would make Fairfield City an even better place to live and work in and they were requested to provide suggestions on how to achieve these priorities.

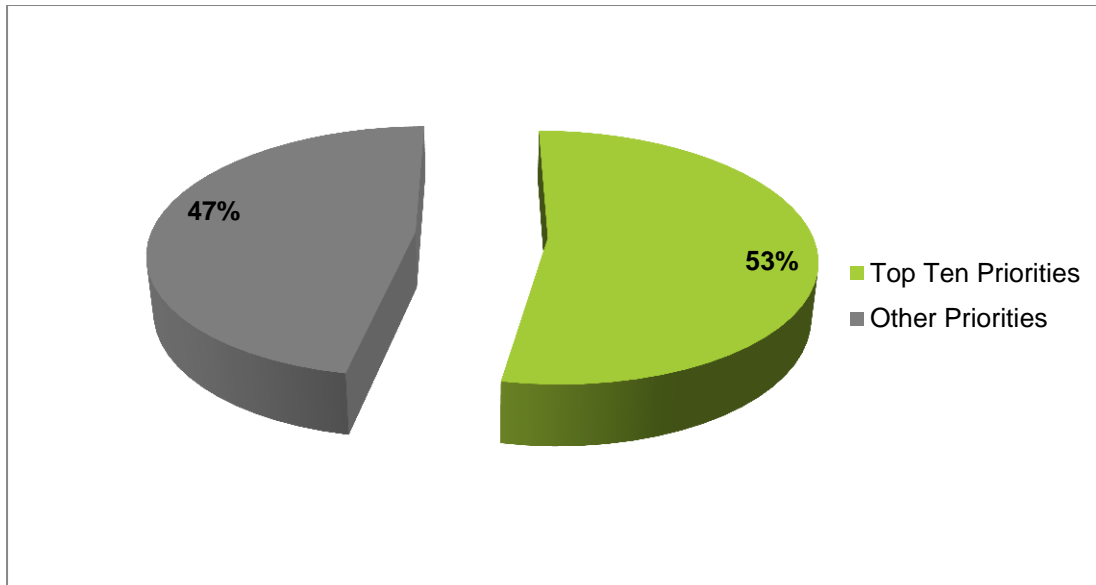
The 1261 responses to this question are outlined in Table 13 below, highlighting the most important priorities the community want achieved as part of the 2016-2026 Fairfield City Plan:

	PRIORITIES	VALUE
1	local traffic flow and road safety	294
2	Community safety	259
3	Inviting and well used community places and parks	247
4	Attractive and lively town centres	225
5	Connected Transport System	223
6	Job Opportunities	210
7	Cleaner streets and public areas	208
8	Affordable housing	199
9	Car parking spaces	189
10	Access to schools, Universities, Colleges and TAFE	161
11	Access to healthcare, medical facilities and services	160
12	Activities and facilities for children and Youth	155
13	Tourism throughout the City	141
14	Local Shopping Variety	129
15	City Infrastructure (Buildings, Roads etc.) is supporting the future growth of the City	99
16	Sustainable living	78
17	Environmentally aware and active community	71
18	Activities and Facilities for the elderly	67
19	litter and rubbish dumping prevention	65
20	Well engaged and informed community	62
21	Bushlands, creeks and rivers are protected	55
22	Community and Government organisations working together	55
23	Access to workforce training and skill development	51
24	Condition of roads	49
25	Community and social services	49
26	Less high rises / Less dense housing	42
27	Recognised as a safe and secure city	41

PRIORITIES		VALUE
28	Different types of housing e.g. apartments, granny flats and townhouse	41
29	Lower Cost of service and facility use such as the Leisure Centres, Community Halls, sportsfields etc.	40
30	New and upgraded community facilities in suitable locations	40
31	Diversity and multiculturalism respected	38
32	Community facilities provide opportunities for education and leisure such as libraries, community centres, etc.	38
33	safe and connected walking paths and cycle ways	35
34	Affordable healthy activities for physical exercise	34
35	Plans are developed to meet the community's needs	34
36	Design and developments have improved the character of our local area	33
37	Support for people who can't work	31
38	Better quality of new development	29
39	Community and social groups supported and educated	29
40	Value for money services	28
41	Community Pride	27
42	Food Hygiene in local restaurants	24
43	Partnerships within our diverse community	22
44	Local Businesses	19
45	Decision making processes are open and transparent	19
46	Financial support for community and social groups	17
47	A financially sustainable city	16
48	Phone reception and access to internet	15
49	Access and participation opportunities for people with a disability	14
50	heritage protected and celebrated	12
51	Impact to climate change reducing	10
52	Rivers and drainages reduce flooding	8
53	Quick response to emergencies e.g. flooding, fires, etc.	7
54	Access to public information	6
55	Community interests are well represented	5

**Table 13: Community's Priorities**

The surveyed participants top ten priorities (above the red line in Table 13: Community's Priorities) account for the majority (53%) of the community priorities as shown in the chart below.



**Table 14: Ratio of Top Ten Priorities to Overall Priorities**

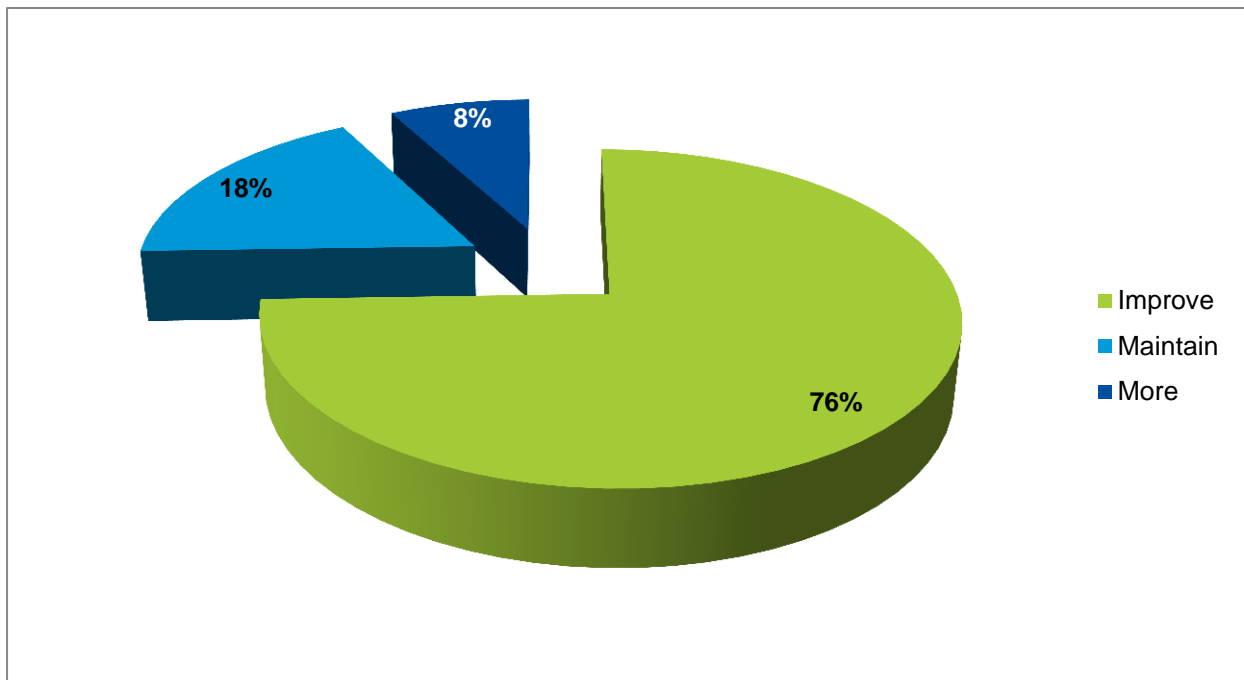
Survey participants were asked if they wanted the priority they had selected as one of their top ten priorities, to be 'maintained, more of it or improved in the future' and they were asked to suggest some ways of achieving their top ten priorities.

This information clearly identifies potential goals for stakeholders when developing their strategies, plans and policies into the future.



## PRIORITY 1 – LOCAL TRAFFIC FLOW AND ROAD SAFETY

This priority represents 7% of survey participants identifying concerns relating to local traffic flow and road safety. As represented by the chart below, the majority (76%) of survey participants expect the delivery level of this priority to be improved.



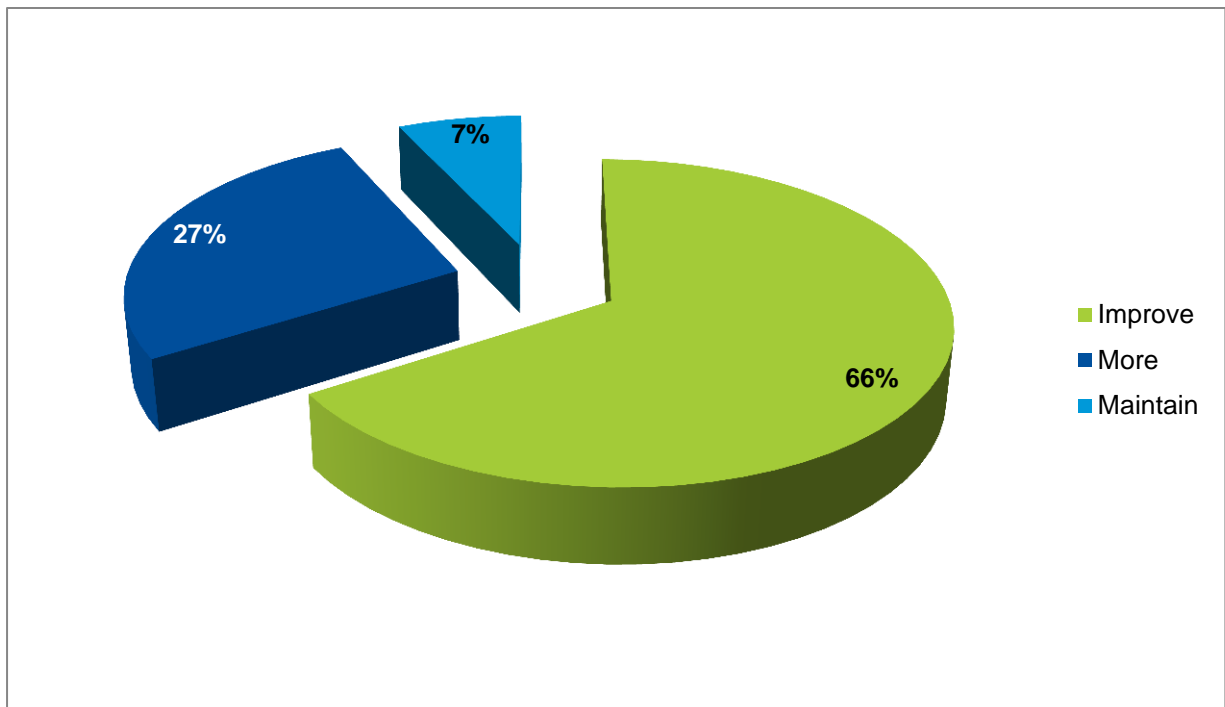
**Table 15: Local Traffic Flow and Road Safety**

When asked ‘can you suggest some ways to achieve the priority you have selected’, some of the comments provided by the survey participants are listed below:

- Widen the roads / put in extra lanes
- Coordinator traffic lights better to help with the flow of traffic
- More roundabouts that would effectively improve traffic flow
- Improve flow on main roads with more clearways during peak hours
- More traffic lights
- Clearer signage and better road markings
- Ensure the infrastructure is in place before developments completed
- Less traffic on minor roads
- Improve pedestrian crossings and increase the length of time for elderly
- Better traffic management planning and delivery

## PRIORITY 2 – COMMUNITY SAFETY

This priority represents 6% of survey participants identifying concerns relating to community safety. As represented by the chart below, the majority (66%) of survey participants expect the delivery level of this priority to be improved.



**Table 16: Community Safety**

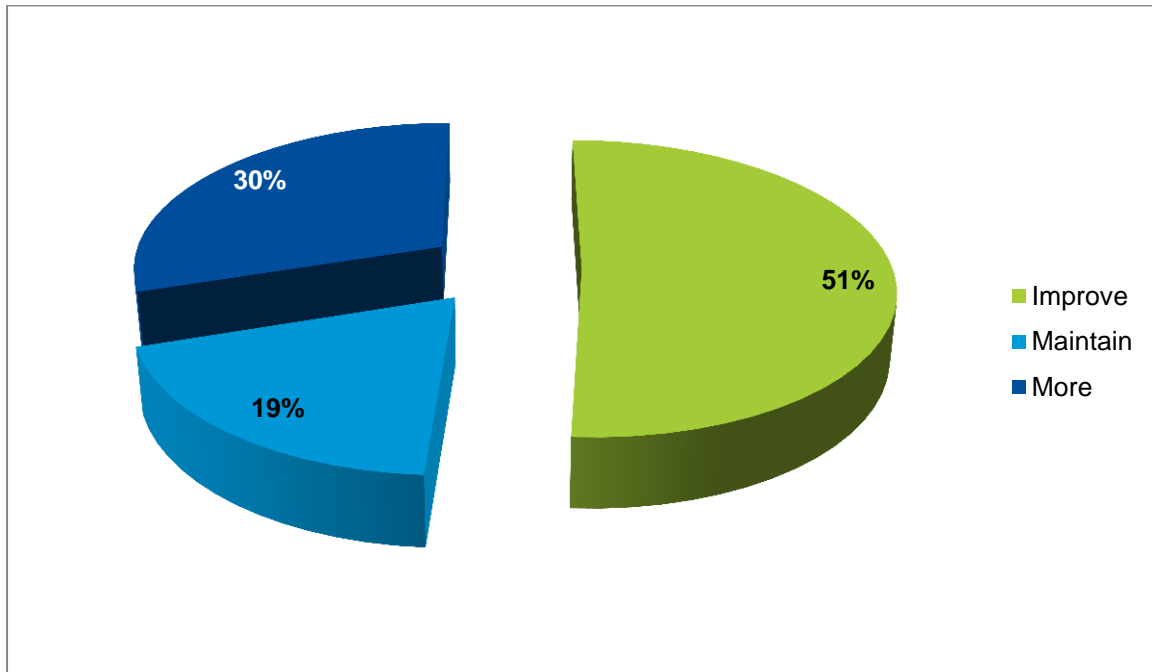
To better understand this priority, we asked the survey participants to ‘suggest some ways to achieve the priority they have selected’; some of the comments provided by the survey participants are listed below:

More police at night with a friendly presence

- More CCTV Cameras at Stations, Car Parks, Town Centres, Shopping Centres and high foot traffic areas
- Establish safe parks near stations
- Encourage community watch / involve the community
- Educate people about the laws and how to stay safe
- More educational programs near housing commission
- Better lighting within parks, town centres and walking tracks to support night activities
- Discourage loitering and anti-social behaviour
- Security Guards at Car Parks
- Promote Fairfield City as Safe and Secure City to Sydney

### PRIORITY 3 – INVITING AND WELL USED COMMUNITY PLACES AND PARKS

This priority represents 6% of survey participants identifying concerns relating to making an inviting and well used community places and parks. As represented by the chart below, the majority (51%) of survey participants expect the delivery level of this priority to be improved.



**Table 17: Inviting and Well Used Community Places and Parks**

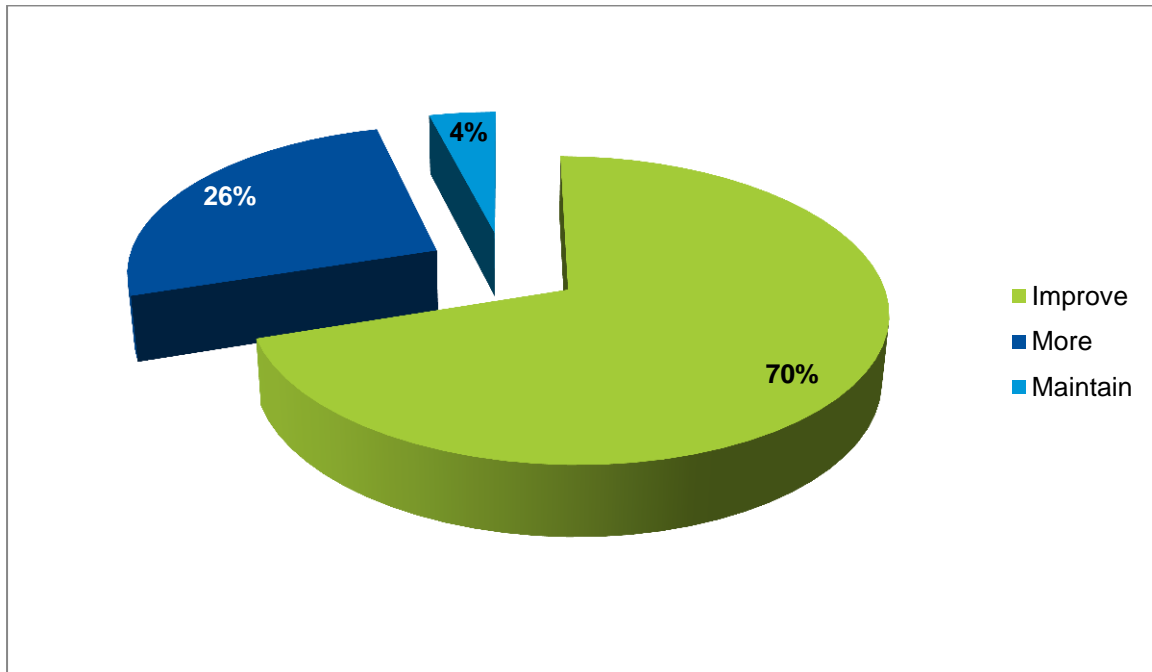
When asked 'can you suggest some ways to achieve the priority you have selected', some of the comments provided by the survey participants are listed below:

#### Maintain parks free of rubbish and litter

- More places to seat for picnics/BBQ, shading and water refill stations in parks and walking tracks
- More off leash dog parks and improve existing dog parks
- More lighting in parks to increase utilisation during day light savings
- Create innovative parks like Arboretum Park in Canberra
- More innovative playgrounds and accessible for people with disabilities
- More activities for youth and children
- More colour, landscaping and flowers in parks that are continually maintained.
- Public toilets that aren't locked during the day

## PRIORITY 4 – ATTRACTIVE AND LIVELY TOWN CENTRES

This priority represents 5.3% of survey participants identifying concerns relating to making our City Centre Attractive and Lively. As represented by the chart below, the majority (71%) of survey participants expect the delivery level of this priority to be improved.



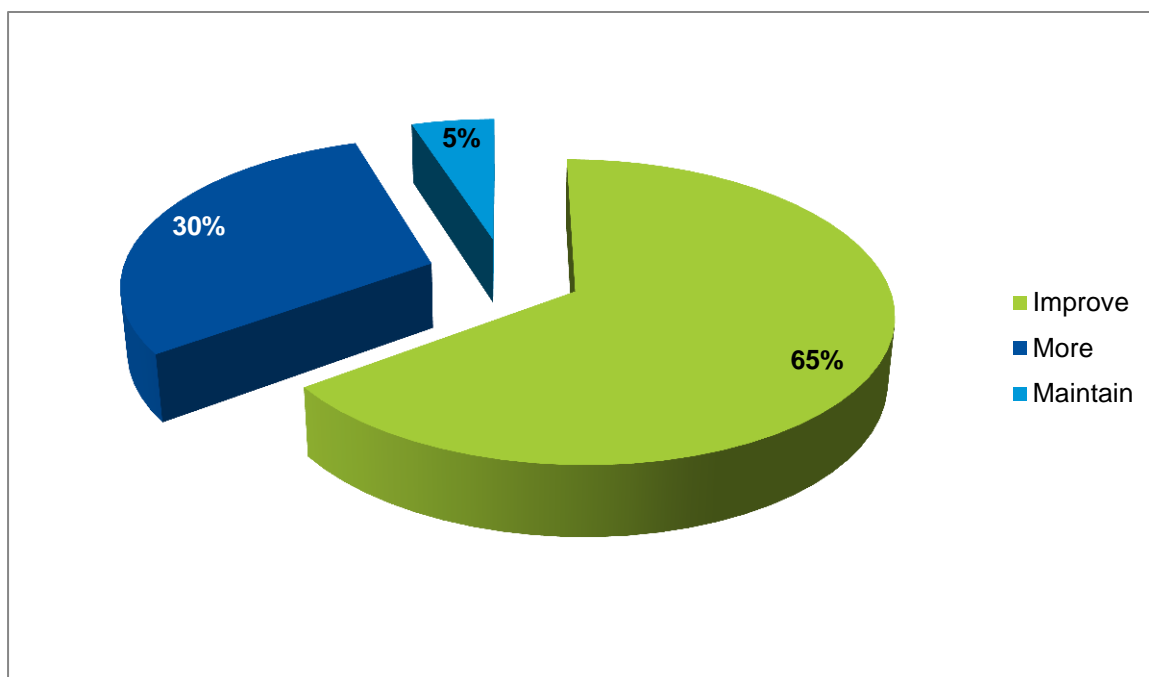
**Table 18: Attractive and Lively Town Centres**

When asked ‘can you suggest some ways to achieve the priority you have selected’, some of the comments provided by the survey participants are listed below:

- More attractive designs and modernised town centres, including seating, landscaping, fountains, art etc.
- Town Centre upgrades required for Fairfield, Fairfield Heights, Cabramatta, Canley Heights and Canley Vale
- Less concrete and face-lift of existing stores
- Better cafes, coffee culture, restaurants and outdoor dining
- Better engagement and community approval with town centre upgrade and changes
- Develop an identity and character for Town Centres
- Safe meet up and hang out areas
- Less access to cars in busy shopping streets
- Develop aesthetic guidelines in place for businesses particularly commercial and retail to improve overall appearance of CBD
- Promote a diverse variety of shops
- Develop and promote a night life for Fairfield and Cabramatta.
- Pedestrians should be prioritised
- More night life events and attractions

## PRIORITY 5 – CONNECTED TRANSPORT SYSTEM

This priority represents 5.3% of survey participants identifying concerns relating to delivering a connected transport system. As represented by the chart below, the majority (65%) of survey participants expect the delivery level of this priority to be improved.



**Table 19: Connected Transport System**

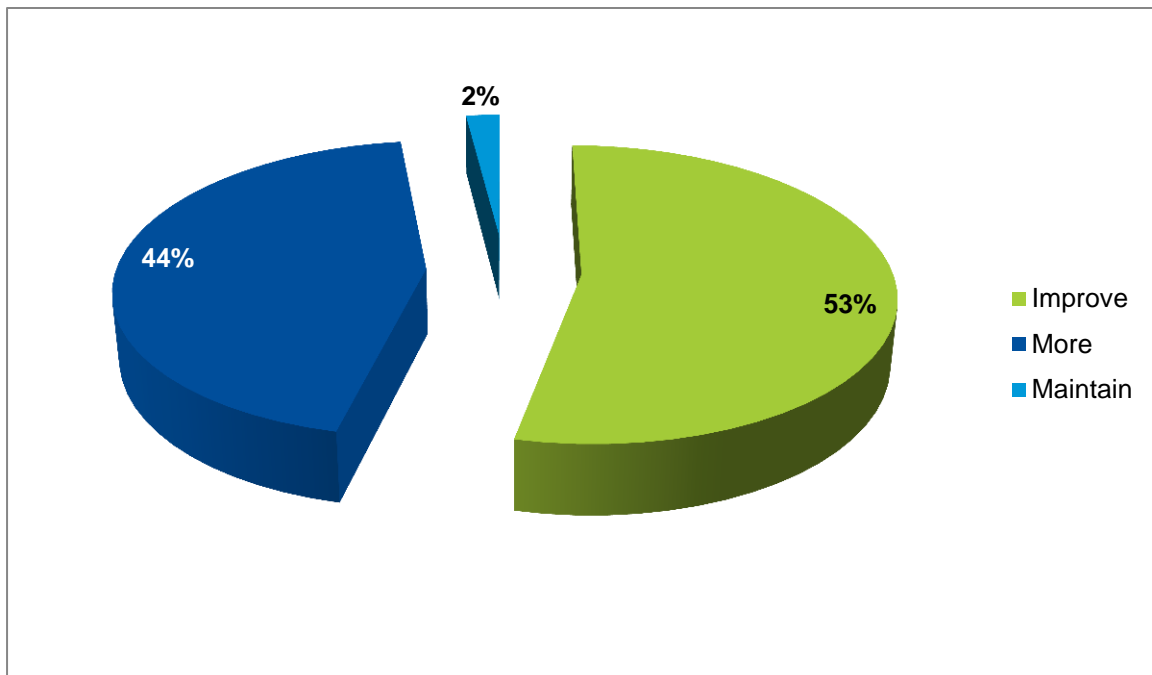
To better understand this priority, we asked the survey participants to ‘suggest some ways to achieve the priority they have selected’, some of the comments provided by the survey participants are listed below:

- Increased frequency of buses and train services
- More bus routes to areas that have no connection to transport system
- New innovative transport systems like light rail to better connect to Blacktown, Bankstown, Liverpool and Parramatta
- Community transport such as shuttle buses for the elderly to shopping centres
- Better Integrated timetables between buses and trains
- Improving length of time to connect to nearby Cities, such as more express trains
- Improve access between railway stations and major bus routes
- Better train service with less overcrowded trains
- Better access to major CBD's across Sydney
- Better connections of T-way to our Major Cities such as Cabramatta and Fairfield
- Direct railway connection to North West Sydney through new airport
- Provide lift access to all trains for people with a disability



## PRIORITY 6 – JOB OPPORTUNITIES

This priority represents 5% of survey participants identifying concerns relating better job opportunities. As represented by the chart below, the majority (53%) of survey participants expect the delivery level of this priority to be improved, followed by (44%) more.



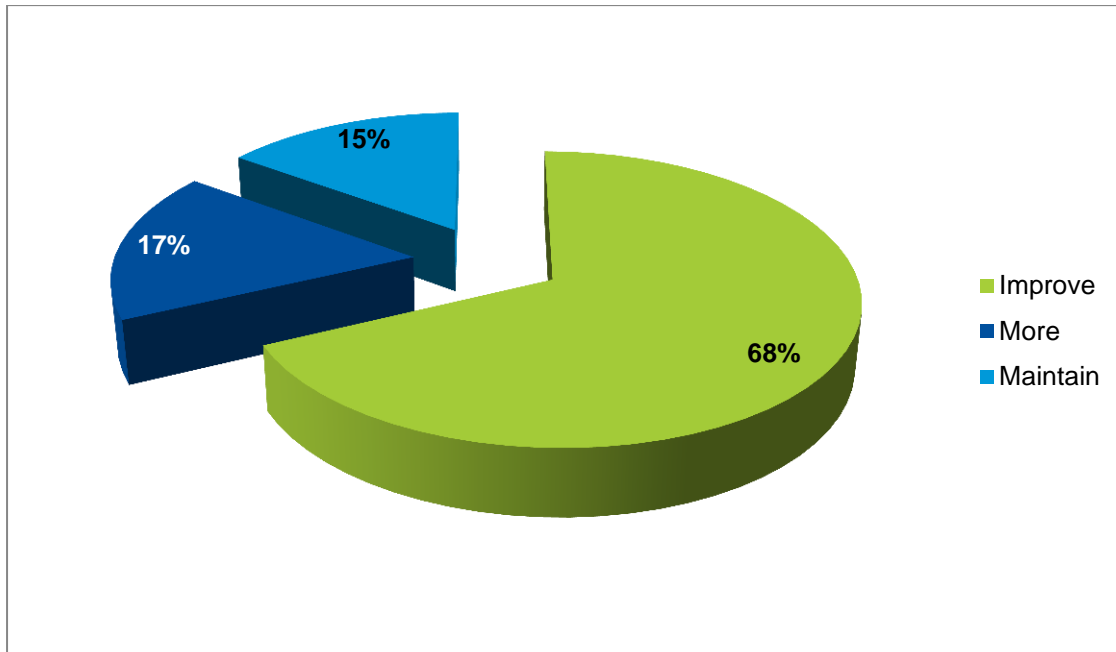
**Table 20: Job Opportunities**

When asked 'can you suggest some ways to achieve the priority you have selected', some of the comments provided by the survey participants are listed below:

- Attract more white collar businesses to come to the area
- Provide English language classes
- Encourage more cafes, restaurants and reliable retail outlets for both part-time and full time opportunities
- Develop and implement volunteer programs to increase community employment skills
- Lobby State Government to move more white collar jobs / educated based roles into our City
- Host and deliver Employment Expo to all types of people
- Provide educational training programs and opportunities to improve our communities employment skills

## PRIORITY 7 – CLEANER STREETS AND PUBLIC AREAS

This priority represents 5% of survey participants identifying concerns relating to Cleaner Streets and Public Areas. As represented by the chart below, the majority (68%) of survey participants expect the delivery level of this priority to be improved.



**Table 21: Cleaner Streets and Public Areas**

To better understand this priority, we asked the survey participants to ‘suggest some ways to achieve the priority they have selected’, some of the comments provided by the survey participants are listed below:

- Improve nature strip mowing and quality
- Improve parks landscaping and fencing on main roads
- Clean the streets from rubbish, litter and illegal dumping
- More fines for people that litter and illegally dump rubbish
- Develop volunteer programs to pick up rubbish through the City
- Develop and implement educational programs to improve community pride, not hanging washing off the balconies and anti-litter campaigns
- Control pests and vermin in town Centres
- Develop Town Centre Crew that are responsible for emptying bins, picking up litter, trolleys, etc
- Cleaning drains and blockages with bad smells especially in Cabramatta
- Add more trees preferably with colour and flowers on nature strips in main streets and near Multi Unit Dwellings
- Regular clean ups of common dumping sites and more street sweeping
- Regular footpath cleaning in town centres for gum and spit on the floor
- Larger bins in town centres and attached cigarette butt bins

## PRIORITY 8 – AFFORDABLE HOUSING

This priority represents 4.7% of survey participants identifying concerns relating to Cleaner Streets and Public Areas. As represented by the chart below, 46% of survey participants expect the delivery level of this priority to be improved.

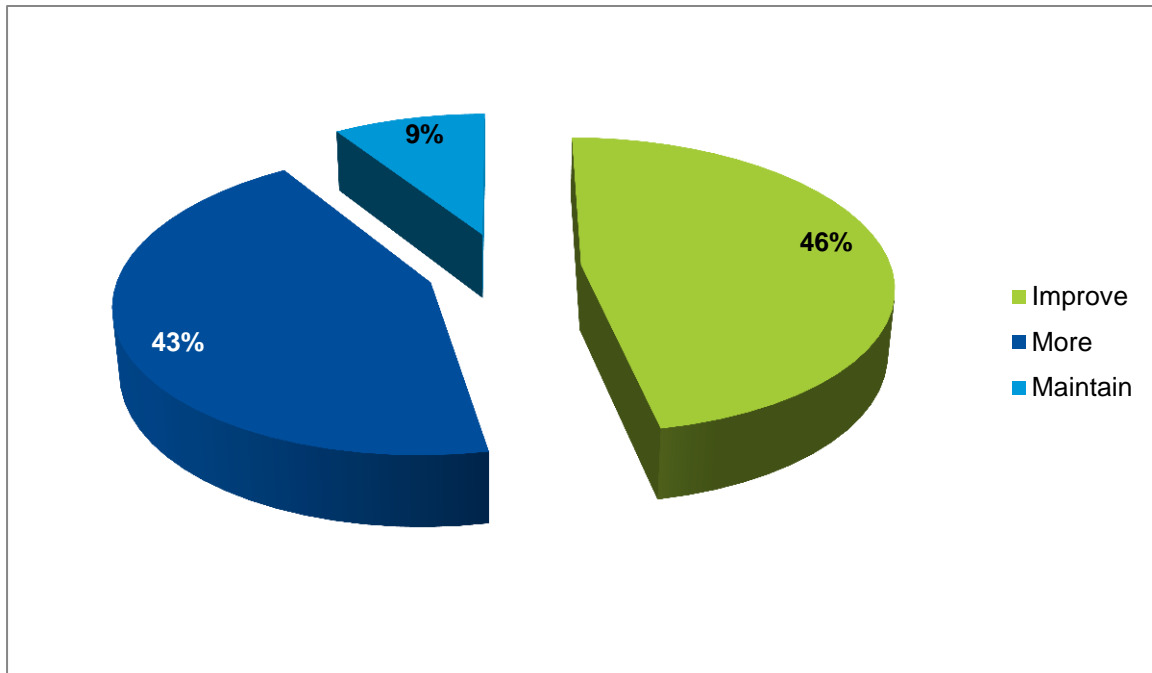


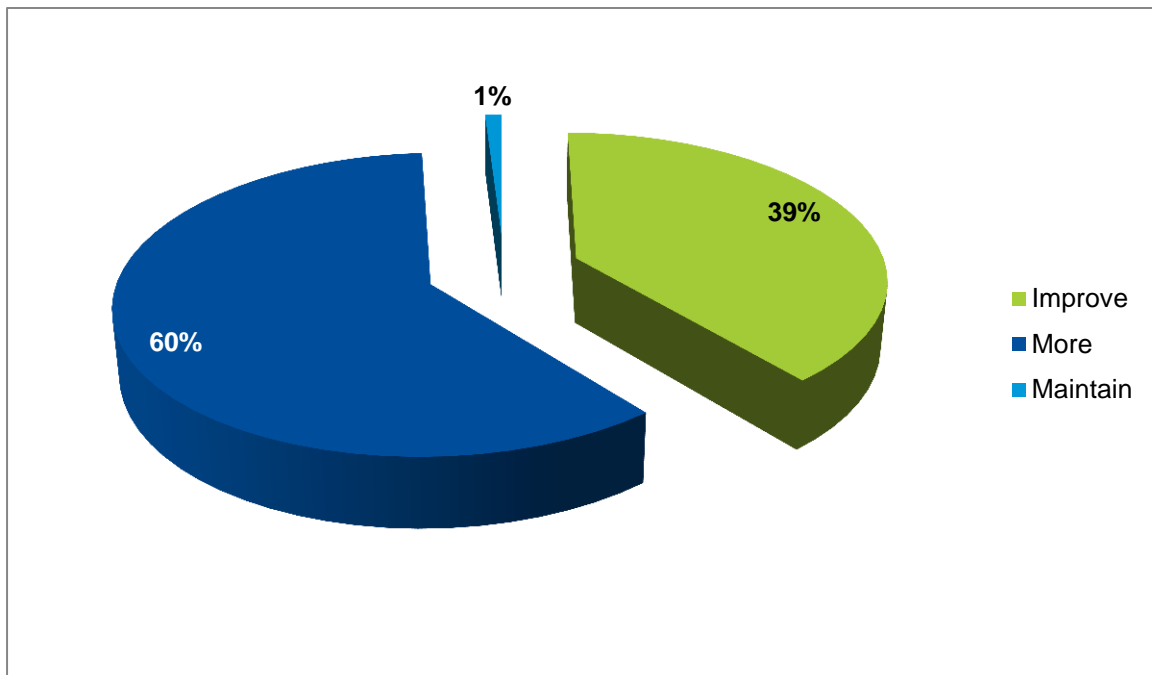
Table 22: Affordable Housing

When asked ‘can you suggest some ways to achieve the priority you have selected’, some of the comments provided by the survey participants are listed below:

- Lower prices for sale of homes
- Rent assistance schemes and other initiatives that support renters
- Rezoning areas to make more residential areas over industrial
- Approve more high quality apartment and units in suitable locations with supported infrastructure
- Support business to increase income for workers

## PRIORITY 9 – CAR PARKING SPACES

This priority represents 4.5% of survey participants identifying concerns relating to Car Parking Spaces. As represented by the chart below, the majority (60%) of survey participants expect the delivery level of this priority to be more.



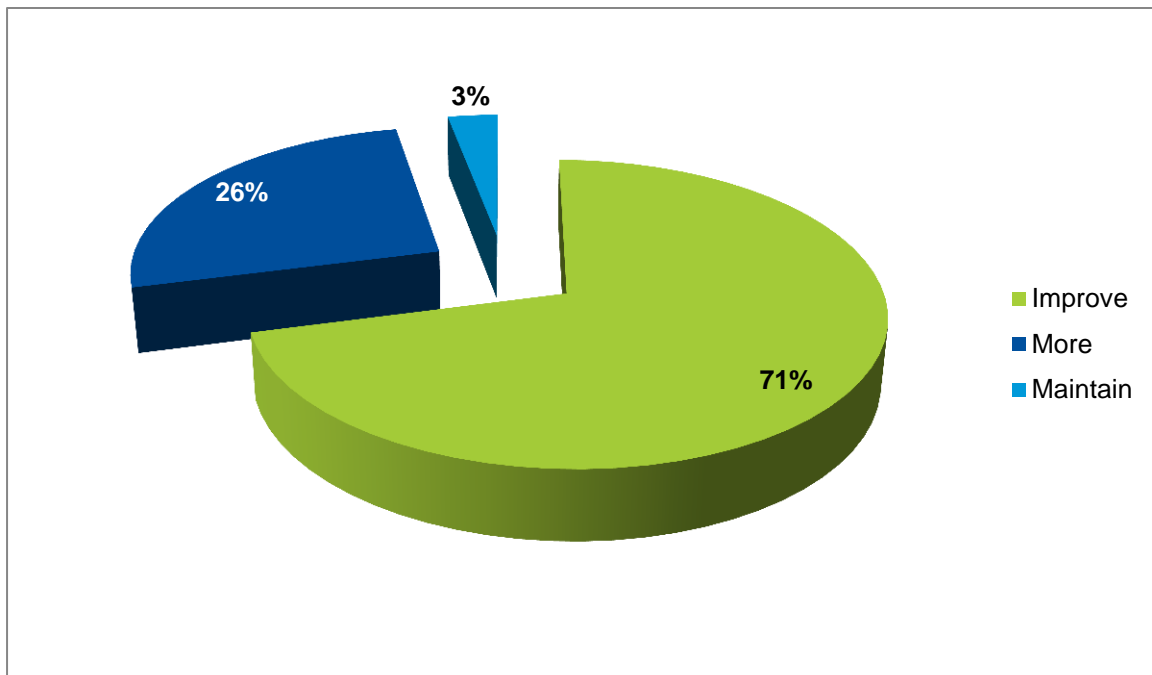
**Table 23: Car Parking Spaces**

To better understand this priority, we asked the survey participants to ‘suggest some ways to achieve the priority they have selected’, some of the comments provided by the survey participants are listed below:

- Build multi storey car parks / utilise existing car parks into multi storey in Cabramatta, Fairfield, Canley Heights, Canley Vale
- Provide parking infrastructure such as multistorey car parks at all train stations
- Provide more parking facilities near shop centres
- Provide parking at T-ways
- Add lined parking to all major areas to prevent cars taking up 2 car spaces.
- Provide good free parking at the hospital
- Make sure DA's are properly and fairly scrutinised with a sufficient parking spaces.
- More disabled parking spots and monitor them
- Better planning to provide sufficient parking spaces
- Long term and short term parking facilities that is affordable.

## PRIORITY 10 – ACCESS TO SCHOOLS, UNIVERSITIES AND TAFE

This priority represents 3.8% of survey participants identifying a concerns relating to access to Schools, Universities and TAFE. As represented by the chart below, the majority (71%) of survey participants expect the delivery level of this priority to be improved.



**Table 24: Access to Schools, Universities and TAFE**

To better understand this priority, we asked the survey participants to ‘suggest some ways to achieve the priority they have selected’, some of the comments provided by the survey participants are listed below:

- Encourage universities and colleges to be established in our city
- Lobby State Government to improve and increase course diversity in our local TAFE
- Schools with new facilities and higher ranking
- Better teaching in our local schools
- Financial support packages
- More access to children learning programs and what level of education to assist for parents at home
- Improved pickup and drop-off access points for parking / 5 minute drop/pickup zones at all schools.
- Establish and promote educations centres such as a Technology Centre



## THEMES

In developing the 2016-2026 Fairfield City Plan, Council ensured a balanced approach by utilising the Social Justice Principles and the Quadruple Bottom Line framework. The Social Justice Principles ensured social considerations such as equity, access, participation and rights were taken into account with the Quadruple Bottom Line ensured that the City Plan is developed holistically and is balanced, rather than favouring one particular aspect.

Based on the community's needs and aspirations identified during the implementation of the Fairfield City Community Engagement Strategy 2016, the following five themes were identified towards achieving their vision, priorities and goals, which based on this engagement, has not changed compared to the 2012-2022 Fairfield City Plan:

- **Theme 1 Community Wellbeing**
- **Theme 2 Places and Infrastructure**
- **Theme 3 Environmental Sustainability**
- **Theme 4 Local Economy and Employment**
- **Theme 5 Good Governance and Leadership**

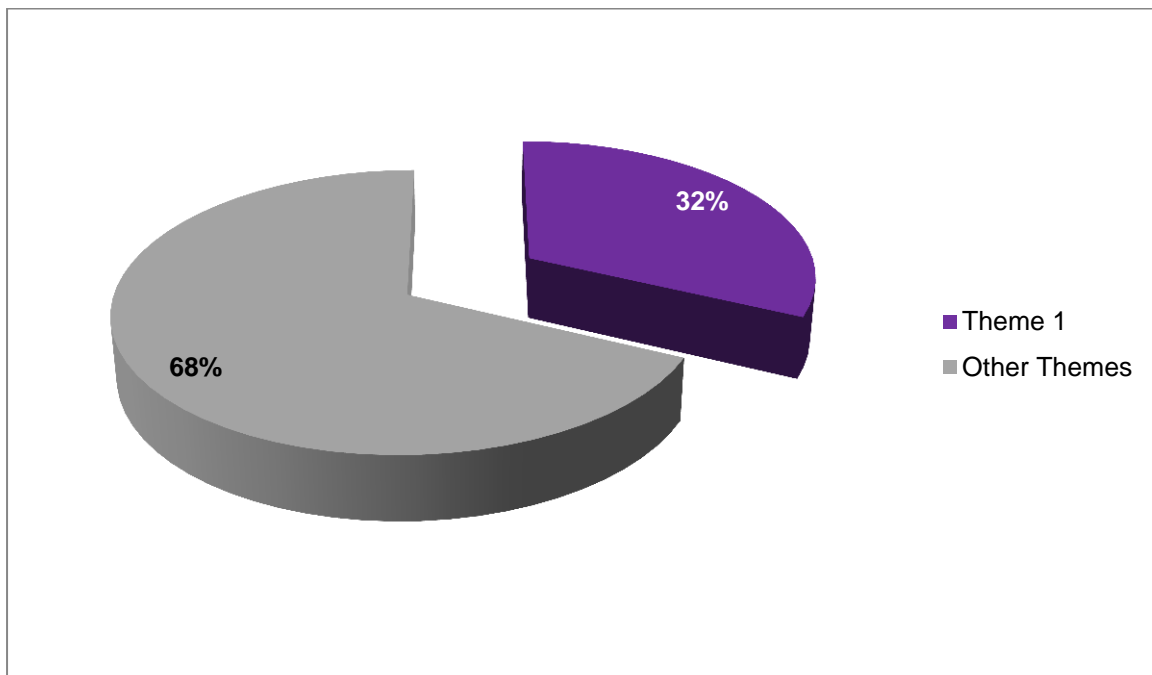
Identifying goals is vital to formulating successful strategies and plans and identifying where the community wants to be. Goals generally give focus for stakeholders to work towards and are measurable when tracking progress.

To determine the goals required for the 2016-2026 Fairfield City Plan, the needs and aspirations identified from the outcomes of the community engagement activities have been grouped into the theme areas in more.

## THEME 1 - Community Wellbeing

Community Wellbeing relates to the quality of life we enjoy when we live, work, play, shop and visit Fairfield City. It's about a good relationship with our neighbours, the opportunities we have to meet our daily needs and achieve our ambitions, our sense of belonging, respect for the things we value, the support that's available when we need it, and the pride we feel in our diverse community and neighbourhoods.

This theme represents 32% of survey participants needs and aspirations identified from community engagement activities.



**Chart 1: % of Survey Participants needs represented by this theme**

This comprises the following needs and aspirations highlighted by the surveyed participants based on popularity.

Needs and Aspirations	Value
Community safety – <i>Priority Item</i>	259
Affordable housing – <i>Priority Item</i>	199
Access to schools, Universities, Colleges and TAFE – <i>Priority Item</i>	161
Access to healthcare, medical facilities and services	160
Activities and facilities for children and Youth	155
Activities and Facilities for the elderly	67
Community and social services	49
Recognised as a safe and secure city	41
Lower Cost of service and facility use such as the Leisure Centres, Community Halls, sportsfields etc.	40
Diversity and multiculturalism respected	38
Community facilities provide opportunities for education and leisure such as libraries, community centres, etc.	38

Needs and Aspirations	Value
Affordable healthy activities for physical exercise	34
Community and social groups supported and educated	29
Community Pride	27
Partnerships within our diverse community	22
Financial support for community and social groups	17
Access and participation opportunities for people with a disability	14
heritage protected and celebrated	12

### Common Goals Identified

Based on these needs and aspirations the following common goals have been identified:

- A diverse cultural community that is valued and celebrated
- Healthy and active community
- A safe community
- An inclusive city with access to opportunities for our community

### How will we get there?

The surveyed participants were asked “how will we get there?” based on the needs and aspirations they have identified. This will help paint the picture when identifying the outcomes and strategies needed to achieve the community’s goals as part of the 2016-2026 Fairfield City Plan.

The following information was collated and identified:

Proposed Goals	Needs and Aspirations	Suggestions from the community for achieving these goals, needs and aspirations
<b>A diverse cultural community that is valued and celebrated</b>	Diversity and multiculturalism respected	<ul style="list-style-type: none"> <li>- Educational campaigns against racism and discrimination</li> <li>- Supporting cultural events including minority group events and celebrations</li> <li>- Activities, events and festivals to get people from different cultures together.</li> </ul>
	heritage protected and celebrated	<ul style="list-style-type: none"> <li>- Promote heritage sites and highlight them as key monuments through the City with night lighting and landscaping</li> <li>- Restore heritage buildings to their original form and utilise them as museums or public services</li> </ul>
	Partnerships within our diverse community	<ul style="list-style-type: none"> <li>- Support refugees and education programs</li> <li>- Partner with local clubs to assist in facility improvements and develop mentoring programs for sports</li> <li>- Provide information promoting all stakeholders, community groups, organisations and events in Fairfield City</li> <li>- Establish funding and resources to support community and social services</li> <li>- Improve promotion of services that are available to the community</li> </ul>

Proposed Goals	Needs and Aspirations	Suggestions from the community for achieving these goals, needs and aspirations
<b>Healthy and active community</b>	Affordable healthy activities for physical exercise	<ul style="list-style-type: none"> <li>- Encourage events such as fun runs and marathons to come to Fairfield City</li> <li>- Provide affordable exercise activities and classes such as gym equipment in parks</li> <li>- Develop educational programs about health and nutrition</li> </ul>
	Access to healthcare, medical facilities and services	<ul style="list-style-type: none"> <li>- Upgrade Fairfield Hospital and facilities for patients especially the elderly to prevent transfers to Liverpool Hospital</li> <li>- Improve services and access to excellent specialist doctors throughout the City</li> <li>- Encourage mega medical centres with good parking into the area</li> <li>- Support health services to inform ethnic community groups</li> <li>- Encourage more female doctors to practice in Fairfield City</li> <li>- Encourage new infrastructure that is keeping up with technology</li> <li>- Encourage better trained nurses to our hospitals</li> </ul>
	Community facilities provide opportunities for education and leisure such as libraries, community centres, etc.	<ul style="list-style-type: none"> <li>- Develop diverse community centres for a range of purposes in locations near public transport</li> <li>- Collaborate with business and education sectors to fund innovative programs and create centres of excellence</li> <li>- Encourage education and leisure programs in community centres for all ages and cultures</li> <li>- Support non-for-profit community group programs and activities through free hire of facilities</li> </ul>
<b>A safe community</b>	Community safety – <b>Priority Item</b>	<ul style="list-style-type: none"> <li>- Increase police presence and patrols at night and in train stations</li> <li>- Provide CCTV Cameras at Stations, Car Parks, Town Centres, Shopping Centres and high foot traffic areas</li> <li>- Establish safe parks near stations</li> <li>- Encourage the community to be involved in neighbourhood watch schemes</li> <li>- Educate people about the laws and how to stay safe</li> <li>- Develop educational programs near housing commission</li> <li>- Better lighting within parks, town centres and walking tracks to support night activities</li> <li>- Discourage loitering and anti-social behaviour</li> <li>- Security Guards at Car Parks</li> <li>- Promote Fairfield City as Safe and Secure City to Sydney</li> </ul>

Proposed Goals	Needs and Aspirations	Suggestions from the community for achieving these goals, needs and aspirations
	Recognised as a safe and secure city	<ul style="list-style-type: none"> <li>- Develop promotional campaigns that Fairfield City is a safe place in Sydney.</li> </ul>
<b>An inclusive city with access to opportunities for our community</b>	Affordable housing – <b>Priority Item</b>	<ul style="list-style-type: none"> <li>- Lower prices for sale of homes</li> <li>- Rent assistance schemes and other initiatives that support renters</li> <li>- Rezoning areas to increase residential areas over industrial</li> <li>- Approve high quality apartments and units in suitable locations with supported infrastructure</li> <li>- Support business to increase income for workers</li> </ul>
	Access to schools, Universities, Colleges and TAFE – <b>Priority Item</b>	<ul style="list-style-type: none"> <li>- Encourage universities and colleges to be established in our city</li> <li>- Lobby State Government to improve and increase course diversity in our local TAFE</li> <li>- Schools with new facilities and higher ranking</li> <li>- Better teaching in our local schools</li> <li>- Financial support packages</li> <li>- Better access for children’s learning programs and assistance for parents</li> <li>- Improved pickup and drop-off access points for parking / 5 minute drop/pickup zones at all schools</li> <li>- Establish and promote education centres such as a Technology Centre</li> </ul>
	Activities and facilities for children and Youth	<ul style="list-style-type: none"> <li>- Develop programs for mentorship, computers skills and job support</li> <li>- Develop activities and programs in parks and shopping centres such as water parks, gym equipment, children shows, arts and crafts, etc</li> <li>- Increase community sports programs and competitions that are affordable for all</li> <li>- Support and develop programs in the Youth and Community Centre, especially during school holidays and weekends</li> </ul>
	Activities and Facilities for the elderly	<ul style="list-style-type: none"> <li>- Provide specialised activities in town centres such as chess tables and bingo</li> <li>- Develop activities and programs such as crafts, meditation, tai chi, dancing and educational workshops on gardening, how to stay safe, nutrition and problem gambling</li> <li>- Encourage better aged care facilities into Fairfield City</li> <li>- Develop a community transport shuttle bus for the aged</li> </ul>
	Access and participation opportunities for people with a disability	<ul style="list-style-type: none"> <li>- Establish events and programs to raise awareness and support for people with a disability</li> <li>- Ensure all public buildings have easy access</li> <li>- Develop activities for people with disabilities</li> </ul>

Proposed Goals	Needs and Aspirations	Suggestions from the community for achieving these goals, needs and aspirations
		<ul style="list-style-type: none"> <li>at sites with available parking</li> <li>- Encourage mobility parking at public spaces as well as enforcing it.</li> </ul>
	Lower Cost of service and facility use such as the Leisure Centres, Community Halls, sportsfields etc.	<ul style="list-style-type: none"> <li>- Lower cost of services for families and seniors at Leisure Centres and Car Parks</li> <li>- Lower cost for hire by community groups</li> </ul>
	Financial and educational support for community and social groups	<ul style="list-style-type: none"> <li>- Support for families going through tough times</li> <li>- Provide financial assistance to community groups</li> <li>- Supporting community and social groups to educate the newly arrived off welfare and into the community</li> <li>- Provide access to support for people with disabilities</li> </ul>

The following are direct comments that were made in relation to the community's needs and aspirations for Theme 1 - Community Wellbeing:

- "More police presence and lighting at night"*
- "Promotion of diversity so minority cultures don't feel intimidated"*
- "More CCTV should be installed around areas which have a high frequency of pedestrian foot traffic."*
- "More medical staff in hospitals and better health services"*
- "Better access, resources at school, reaching out to people that have special needs"*
- "Like to see more sporting events held in the city e.g triathlons for the tough to participate in. Fun run events for family etc"*
- "more programs and activities for youth in parks and shopping centres."*
- "Membership deals for disabled, elderly and all pensioners regardless of age."*
- "more accessible activities and tours for the elderly"*
- "More police patrols in areas that are known to be unsafe e.g. train station"*
- "More leisure centres that are affordable, this can encourage more safe and healthy living."*
- "More and improved multiculturalism, holding activities to promote awareness and respect"*
- "Educational campaigns against racism and discrimination."*
- "Events getting people from different cultures together"*
- "Collaboration with business and education sectors to fund innovative programs and create centre of excellence"*
- "More multipurpose community centres in good locations"*
- "Creating more fitness activities for different groups in the community"*
- "More cultural celebrations perhaps or promoting the achievements of local residents, business people and students etc"*
- "Ensure Fairfield is a cleaner, tidier city by education residents and business owners. A better looking city would increase community pride in the area."*
- "Work with local clubs to assist in improving facilities, mentoring programs with sports"*
- "More funding for small, new community groups"*
- "More services for vulnerable people in the community"*
- "Providing more information about services in different languages"*
- "More Events and programs to raise awareness and support people with a disability"*
- "I would like to see heritage buildings restored and used as museums or for public services"*

## THEME 2 – PLACES AND INFRASTRUCTURE

Places and Infrastructure are the buildings, facilities, open space, town centres, roads, footpaths, public transport and all other built structures that we use to meet our day to day and future needs. The availability of places and infrastructure in the community enables services to be provided and therefore contributes to our wellbeing. The quality of our places and infrastructure create a first impression for visitors to our City and help shape the care and pride we take in our area.

This theme represents 31% of survey participants needs and aspirations identified from community engagement activities.

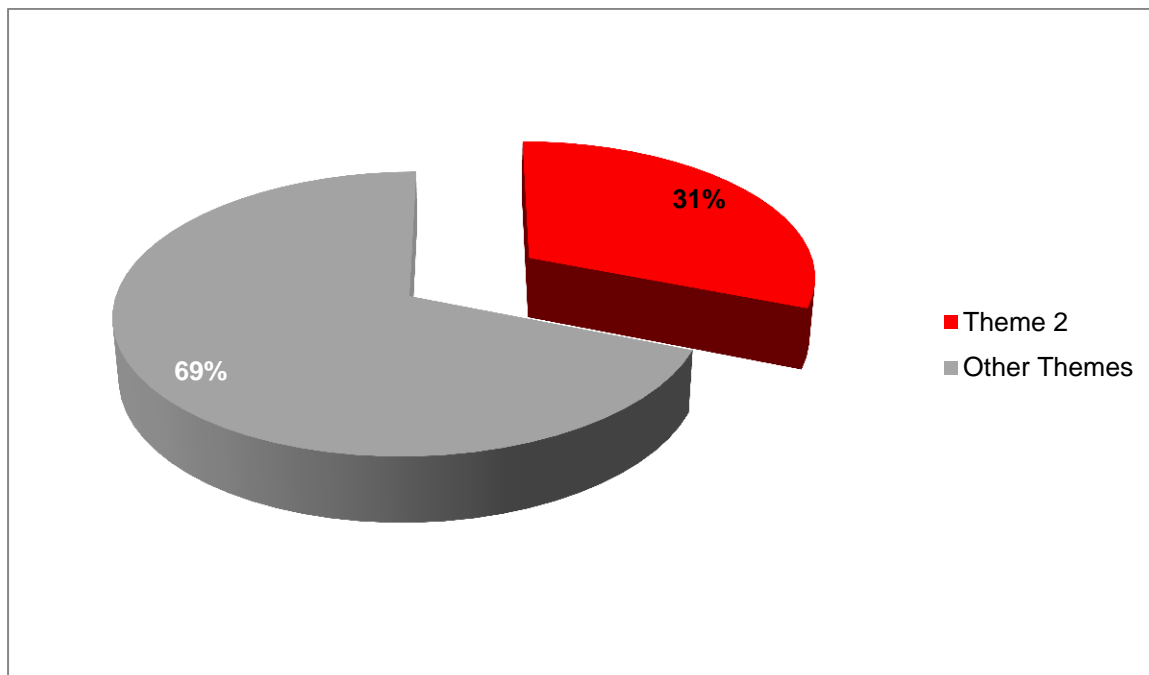


Chart 2: % of Survey Participants needs represented by this theme

This comprises the following needs and aspirations highlighted by the surveyed participants based on popularity.

Needs and Aspirations	Value
<b>local traffic flow and road safety - <i>Priority Item</i></b>	294
<b>Inviting and well used community places and parks - <i>Priority Item</i></b>	247
<b>Connected Transport System - <i>Priority Item</i></b>	223
<b>Car parking spaces - <i>Priority Item</i></b>	189
City Infrastructure (Buildings, Roads etc.) is supporting the future growth of the city	45
Condition of roads	49
No so many high rises / Less crowded / Less dense housing	42
Different types of housing e.g. apartments, granny flats and townhouse	41
New and upgraded community facilities in suitable locations	40
safe and connected walking paths and cycle ways	35
Design and developments have improved the character of our local area	33
Better quality of new development	29
Phone reception and access to internet	15



## Common Goals Identified

Based on these needs and aspirations the following common goals have been identified:

- A connected public transport and traffic management system
- An accessible and liveable city
- An attractive place
- Inviting and well used open spaces

## How will we get there?

The surveyed participants were asked “how will we get there?” based on the needs and aspirations they have identified. This will help paint the picture when identifying the outcomes and strategies needed to achieve the community’s goals as part of the 2016-2026 Fairfield City Plan.

The following information was collated and identified:

Proposed Goals	Needs and Aspirations	Suggestions from the community for achieving these goals, needs and aspirations
<b>A connected Public transport and traffic management system</b>	local traffic flow and road safety - <i>Priority Item</i>	<ul style="list-style-type: none"> <li>- Widen roads and put in extra lanes</li> <li>- Improve the flow of traffic on main roads with more clearways during peak hours</li> <li>- Install roundabouts that effectively improve traffic flow</li> <li>- Investigate options for speed humps to lower speeding</li> <li>- Provide rangers to enforce road rules for parking and school zones</li> <li>- Clearer signage and better road markings</li> <li>- Coordinate traffic lights to manage the flow of traffic</li> <li>- Ensure infrastructure is in place before developments are completed</li> <li>- Direct traffic on minor roads elsewhere</li> <li>- Improve pedestrian crossings and increase the length of time for elderly</li> <li>- Better Traffic Management Planning and delivery</li> </ul>
	Connected Transport System - <i>Priority Item</i>	<ul style="list-style-type: none"> <li>- Increase frequency of buses and train services</li> <li>- Extend bus routes to areas that have no connection to transport system</li> <li>- New innovative transport systems like light rail to better connect to Blacktown, Bankstown, Liverpool and Parramatta City.</li> <li>- Community transport such as shuttle buses for the elderly to shopping centres</li> <li>- Better integrated timetables between buses and trains</li> <li>- Improve connection times to nearby Cities</li> <li>- Improve access between railway stations and major bus routes</li> <li>- Better train service with less overcrowded trains</li> <li>- Better access to major CBD’s across Sydney</li> </ul>

Proposed Goals	Needs and Aspirations	Suggestions from the community for achieving these goals, needs and aspirations
		<ul style="list-style-type: none"> <li>- Better connections of T-way to our Major Cities such as Cabramatta and Fairfield</li> <li>- Direct railway connection to North West Sydney through new airport</li> <li>- Provide lift access to all trains for people with a disability</li> </ul>
	Condition of roads	<ul style="list-style-type: none"> <li>- Stop patching potholes and repair the whole road surface instead</li> <li>- Lobby State and Federal government for more funding for road repairs</li> </ul>
<b>An accessible and liveable city</b>	Different types of housing e.g. apartments, granny flats and townhouse	<ul style="list-style-type: none"> <li>- Replace dilapidated business strips with new developments</li> <li>- Make the approval process faster with less restrictions on designs</li> <li>- Expand residential and commercial zoning to match councils that border with our LGA</li> <li>- Develop research programs into types of housing that will suit the LGA, ie not so many large unit blocks</li> <li>- Increase infrastructure to support new developments</li> <li>- Ensure builders are compliant</li> </ul>
	safe and connected walking paths and cycle ways	<ul style="list-style-type: none"> <li>- Provide better footpaths in areas of high pedestrian activity</li> <li>- Increase lighting along footpaths and walkways at night</li> <li>- Extend cycleways and footpaths to encourage walking and bike riding</li> <li>- Increase the walking paths at the lakes</li> <li>- Focus on public transport that encourages cycling and walking</li> </ul>
	Car parking spaces - <b>Priority Item</b>	<ul style="list-style-type: none"> <li>- Build multi storey car parks / utilise existing car parks into multi storey in Cabramatta, Fairfield, Canley Heights, Canley Vale</li> <li>- Provide parking infrastructure such as multistorey car parks at all train stations</li> <li>- Increase parking facilities near shopping centres</li> <li>- Provide parking at T-ways</li> <li>- Add lined parking to all major areas to prevent cars taking up 2 car spaces.</li> <li>- Provide free parking at the hospital</li> <li>- Make sure DA's are properly and fairly scrutinised with sufficient parking spaces</li> <li>- Increase disabled parking spots and monitor them</li> <li>- Better planning to provide sufficient parking spaces</li> <li>- Long term and short term parking facilities that are affordable.</li> </ul>
	Design of developments have improved the character of our local area	<ul style="list-style-type: none"> <li>- Only approve developments that are going to fit in with their surroundings</li> <li>- An emphasis on sustainable and green</li> </ul>

Proposed Goals	Needs and Aspirations	Suggestions from the community for achieving these goals, needs and aspirations
		<ul style="list-style-type: none"> <li>buildings and developments</li> <li>- Ensure all new developments incorporate new technologies</li> <li>- Improve the signs that welcome people to Fairfield City</li> <li>- A focus on better design, more modern developments and more urban design controls with visionary plans</li> <li>- Develop building standards which include colour schemes, quality and safety standards approved by Council</li> <li>- Develop ratios for houses and duplexes in streets to ensure the balance and avoid traffic and parking congestion</li> <li>- Make sure Development Applications are of a good quality and correctly enforced</li> </ul>
<b>Community assets and infrastructure are well managed into the future</b>	City Infrastructure (Buildings, Roads etc.) is supporting the future growth of the city	<ul style="list-style-type: none"> <li>- A focus on modern and environmentally sustainable developments</li> <li>- Increase community projects that will benefit the whole community</li> <li>- Develop car parks</li> <li>- Better assisted transport facilities and services for the elderly</li> <li>- Better maintained and repaired roads</li> <li>- Improve congestion on roads</li> <li>- Lifts at stations to improve accessibility</li> <li>- Update old buildings and facilities to improve the aesthetics of the town centres</li> </ul>
	Phone reception and access to internet	<ul style="list-style-type: none"> <li>- Ensure the NBN rollout will be fibre for all Fairfield residents</li> <li>- Provide access to free internet in public spaces</li> <li>- Build relay towers to prevent mobile blackspots</li> </ul>
	New and upgraded community facilities in suitable locations	<ul style="list-style-type: none"> <li>- Ensure libraries and Leisure Centres are continually improved</li> <li>- Make Community centres technology hubs</li> <li>- Lobby for a community college</li> <li>- Improve food standards in the area and encourage café and coffee culture</li> <li>- Create attractive, smaller parks and sports areas that are family friendly</li> <li>- Provide better transport access and parking for local area</li> </ul>
<b>Inviting and well used open spaces</b>	Inviting and well used community places and parks - <b>Priority Item</b>	<ul style="list-style-type: none"> <li>- Maintain parks free of rubbish and litter</li> <li>- Increase picnic and BBQ areas, shaded areas and water refill stations in parks and on walking tracks</li> <li>- Create off leash dog parks and improve existing dog parks</li> <li>- Increase lighting in parks to encourage utilisation during day light savings</li> <li>- Create innovative parks like arboretum park</li> </ul>

Proposed Goals	Needs and Aspirations	Suggestions from the community for achieving these goals, needs and aspirations
		in Canberra - Develop innovative playgrounds and make them accessible for people with disabilities - Plan activities for youth and children - Provide colour, landscaping and flowers in parks that are continually maintained. - Public toilets that aren't locked during the day

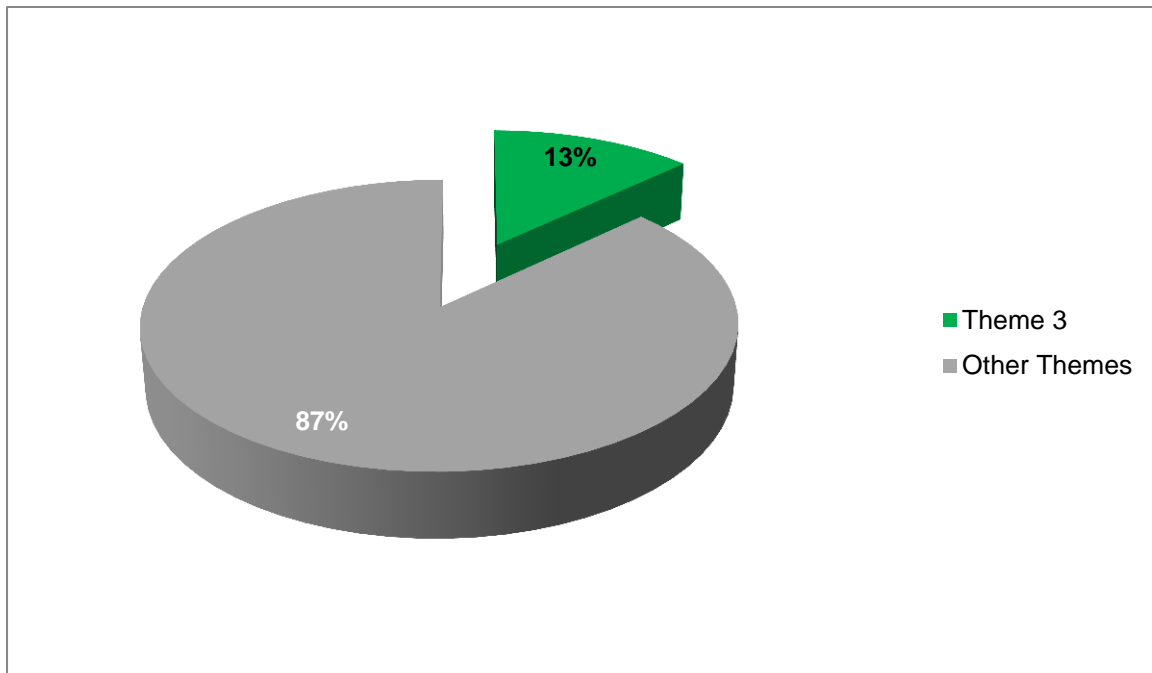
The following are direct comments that were made in relation to the community's needs and aspirations for Theme 2 – Place and Infrastructure:

*“Improve congestion with roundabouts”*  
*“Better flow on main road, with clearway signs during peak hours”*  
*“Improve lights and pedestrian crossings”*  
*“Well maintained parks free of rubbish and hazards where people find recreation and refuge. More places to seat and water refill posts. Community facilities well maintained and at an affordable price. Accessible to everyone.”*  
*“Benches in parks and along walkways; the addition of a couple of extra off-leash dog parks: “Encouraging sustainable living to help reduce littering and illegal dumping and providing opportunities to make good use of community places”*  
*“incorporating disability access into existing playgrounds, eg sensory park”*  
*“link access to railway stations and major bus routes”*  
*“Better public transport system to accommodate future growth”*  
*“Improved transport connections, ensuring the disabled/elderly are not disadvantaged.”*  
*“Better and faster connection to the city”*  
*“more commuter parking”*  
*“More options of car parking, with the current situation having a severe shortage of spaces.”*  
*“More all day parking close to railway or bus lane”*  
*“Modern and environmentally sustainable developments.”*  
*“Focus on community projects that will benefit the whole community ( majority )”*  
*“Updating old buildings and facilities, improving the aesthetics of the buildings planning for future use of buildings.”*  
*“Better roads for less wear and tear in cars”*  
*“Fix potholes and footpaths”*  
*“Undertake further studies to unlock greater types of housing within the Fairfield LGA. Apartments, Granny Flats and Townhouses are all a good mix but further research should be undertaken to create different styles of dwellings such as terraces, manor housing etc.”*  
*“Libraries and leisure centres need new resources/features”*  
*“Improved food standards, cafe and coffee culture, local farmer markets etc. Something to engage with.”*  
*“facilities should be clean, modern and be inviting for the community to access. Rundown buildings are not appealing and will not generate income through hiring if not well maintained.”*  
*“More attractive smaller parks and football areas. Better landscaped and family friendly.”*  
*“more paths to encourage more walking and bike riding”*  
*“sustainable and green buildings where architecture must be of a high standard”*  
*“More street appeal with larger buildings incorporating new technologies and aesthetic qualities”*  
*“better urban design controls and more visionary plans, more based on the benefit for the public, not on political gains”*

## THEME 3 ENVIRONMENTAL SUSTAINABILITY

Our local environment and natural resources define our City and contribute to our wellbeing. In turn, our activities impact the quality and viability of many species and limited resources. Increasing awareness of environmental challenges such as climate change and water shortages has increased the pressure for protection and management of our bushland, local wildlife and waterways as well as improved design and operation of our built environment. Environmental sustainability is important at the local and global level, and for the health and wellbeing of future generations.

This theme represents 13% of survey participants needs and aspirations identified from community engagement activities.



**Chart 3: % of Survey Participants needs represented by this theme**

This comprises the following needs and aspirations highlighted by the surveyed participants based on popularity.

Needs and Aspirations	Value
<b>Cleaner Streets and Public Areas – <i>Priority Item</i></b>	208
Sustainable living	78
Environmentally aware and active community	71
litter and rubbish dumping prevention	65
Bushlands, creeks and rivers are protected	55
Food Hygiene in local restaurants	24
Impact to climate change reducing	10
Rivers and drainages reduce flooding	8
Quick response to emergencies e.g. flooding, fires, etc	7

## Common Goals Identified

Based on these needs and aspirations the following common goals have been identified:

- A sustainable natural environment
- Environmentally aware and active community
- Environmental compliance standards are met

## How will we get there?

The surveyed participants were asked “how will we get there?” based on the needs and aspirations they have identified. This will help paint the picture when identifying the outcomes and strategies needed to achieve the community’s goals as part of the 2016-2026 Fairfield City Plan.

The following information was collated and identified:

Proposed Goals	Needs and Aspirations	Suggestions from the community for achieving these goals, needs and aspirations
<b>A Sustainable Natural Environment</b>	Cleaner Streets and Public Areas	<ul style="list-style-type: none"> <li>- Make dining areas in shopping centres smoke free and provide cigarette butt bins to encourage smokers to throw them away rather than on the street</li> <li>- Encourage residents to take pride in their local areas and not deface them with graffiti</li> <li>- Clean up the canals and waterways</li> <li>- Provide bins for rubbish in the streets and parks of the area to encourage people to throw away their trash instead of dumping it</li> <li>- Arrange frequent cleaning of streets and areas that are prone to illegal dumping</li> <li>- Fine people for littering</li> <li>- Educate the community on the benefits of keeping streets cleaner, provide educational programs</li> <li>- Put on frequent council clean ups</li> <li>- Ensure naturestrips and medians are planted with grass and mowed frequently</li> <li>- Make corporate bodies responsible for flat owners and tenants who dump rubbish</li> <li>- Arrange for mechanical street sweepers and street cleansing services</li> <li>- Ensure drainage problems are dealt with swiftly</li> <li>- Provide signage in different languages about not feeding birds</li> <li>- Clean public toilets more frequently</li> </ul>
	Bushlands, creeks and rivers are protected	<ul style="list-style-type: none"> <li>- Plant more trees near creeks to encourage native wildlife into these areas</li> <li>- Ask for more volunteers to work in teams to keep the natural environments free from litter</li> <li>- Plant more native trees and bushes on median strips and roundabouts to improve the look of the area</li> </ul>

Proposed Goals	Needs and Aspirations	Suggestions from the community for achieving these goals, needs and aspirations
		<ul style="list-style-type: none"> <li>- Better street cleansing will prevent rubbish from being swept down drains and into creeks and waterways</li> <li>- New developments must take into account water trapping and drainage</li> <li>- Continuing education and awareness programs for the community about the importance of natural areas</li> <li>- Protect bushland and creeks as areas of importance for balancing out the City's carbon footprint</li> <li>- Make bushland and creeks more accessible for people to walk in and enjoy</li> </ul>
	Rivers and drainages reduce flooding	<ul style="list-style-type: none"> <li>- Improve drainage to reduce the impact of heavy rain in the streets</li> <li>- Clear rubbish from waterways</li> <li>- Increase funding for maintenance of infrastructure</li> </ul>
	Quick response to emergencies e.g. flooding, fires, etc	<ul style="list-style-type: none"> <li>- Prioritise emergency workers</li> <li>- Council to provide quicker response times during storms</li> </ul>
<b>Minimise Our Ecological Footprint</b>	litter and rubbish dumping prevention	<ul style="list-style-type: none"> <li>- Focus on the dumping of furniture and rubbish outside units</li> <li>- Employ staff to clean the main shopping centres</li> <li>- Increase rangers and CCTV cameras with substantial fines for offenders who litter</li> <li>- Make shopping centres use a pay system for trolleys to discourage shoppers from dumping them around the area</li> <li>- Provide bins for rubbish</li> <li>- Offer rewards for information about people who dump rubbish</li> <li>- Develop education programs for schools to encourage the youth not to litter</li> </ul>
	Impact to climate change reducing	<ul style="list-style-type: none"> <li>- Ensure that steps are taken to replant trees when they are cleared due to new developments</li> <li>- Develop education, training and workshops about the impact of climate change</li> </ul>
	Sustainable living	<ul style="list-style-type: none"> <li>- Encourage the use of recycled materials</li> <li>- Provide bins for green waste and food waste</li> <li>- Provide incentives for families looking to reduce their impact on the environment, encourage these local champions by promoting them in the local community</li> <li>- Build a city farm and farmers market and tap into the local restaurant's desire to buy local produce</li> <li>- Make it compulsory for all new developments to install water tanks</li> </ul>



Proposed Goals	Needs and Aspirations	Suggestions from the community for achieving these goals, needs and aspirations
<b>Environmentally Aware and Active Community</b>	Environmentally aware and active community	<ul style="list-style-type: none"> <li>- Assist the community with developing food co-ops</li> <li>- Enhance small and forgotten public spaces as areas of environmental education and inspiration</li> <li>- Provide funding for research into environmental issues</li> <li>- Encourage the city's volunteers to share their skills and resources, especially the aging population, through workshops and educational programs</li> <li>- Stronger policing for people who commit offences involving the environment like littering or cutting down trees</li> <li>- Offer incentives at schools to get the youth involved in thinking about the environment</li> <li>- Provide better outreach and community education programs to make the whole community environmentally aware</li> <li>- Plant more trees and stop destroying animal habitats for developments</li> <li>- Educate and motivate the community to grow food for their families, provide ways to assist them</li> <li>- Provide workshops and educational programs with regard to how to live more sustainably and save water and energy</li> <li>- Educate and guide developers when building new homes about ways they can be more sustainable</li> <li>- Establish volunteer groups to help raise community pride through clean up groups and trees planting groups across Fairfield City</li> </ul>
<b>Environmental compliance standards are met</b>	Food Hygiene in local restaurants	<ul style="list-style-type: none"> <li>- Arrange regular, unannounced public health visits to restaurants</li> <li>- Provide better education for local businesses about essential food hygiene, hand washing and cleanliness</li> <li>- Increase enforcement officers and their scope</li> </ul>

The following are direct comments that were made in relation to the community's needs and aspirations for Theme 3 – Environmental Sustainability:

*“Recreate public spaces and local streets so that people take pride in and value them, preventing the trashing of them.”*

*“A more proactive approach to education (which includes enforcement) of the community, including businesses, about waste and sustainability and detection of infringements.”*

*“Regular clean ups of common dumping sites”*

*“Less rubbish and litter on streets and public spaces”*

*“More work crews to clean and remove litter”*

*“Harsher penalties to deter dumpers and quicker clean-up”*

*“More welcoming streetscapes which encourages people to use them”*

*“Educational programs for cleaner streets, clean up Australia day in Fairfield in each suburb, supported by the council.”*

*“Educate and inspire local people to grow food for their families, and provide ways to assist them simply”*

*“education and guides for new home builders etc to follow to be more sustainable e.g. solar energy”*

*“Encouragement of living sustainability within households as well as collectively as a community”*

*“To provide incentives or demonstrate to residents how to move towards living sustainably to reduce their impact on the environment and save money for their families eg seeking sustainability champions in the community to share their journeys with their community eg local media, radio etc”*

*“Alternative ways to reduce carbon emissions and save towards resources available”*

*“More educational programs and workshops”*

*“More rangers and cctv cameras with substantial fines for offenders”*

*“Fines and penalties and keep council workers on top of it. Make shopping centres enforce a pay for trolley usage system so residents don't take trolleys home and leave them on the streets”*

*“Inspect residential areas and fine transgressors. Large rewards for information.”*

*“More trees needed, limit pollution near these areas. Introduction of more trees near these areas to encourage more native wildlife into the areas (birds, bees etc)”*

*“More plants and trees on nature strips and rounds about to improve the amenity of the city.”*

*“Reduce litter, cleaning rubbish from local waterways and better prevention of rubbish being swept into storm drains.”*

*“protect the wildlife and encourage the regeneration of these environments for future generations”*

*“protect natural bush and rivers and creeks and make walking paths for people to relax”*

*“more public health visits in restaurants to teach importance of food safety and hand washing, also cleanliness in and outside of restaurants”*

*“More focus on the impact of climate change”*

*“clearing of pipes and streets to reduce some of the impact of rain”*

## Theme 4 – Local Economy and Employment

The businesses and industries in Fairfield City and the surrounding areas provide goods and services as well as local employment opportunities. The shopping centres not only provide a range of products and services, they are also important meeting places and often represent the identity of their suburb. The Smithfield- Wetherill Park industrial area is one of the largest industrial estates in Australia and therefore a major employer, traffic generator and economic powerhouse. Higher than average levels of unemployment, especially youth unemployment, place increased importance on access to education and training.

This theme represents 19% of survey participants needs and aspirations identified from community engagement activities.

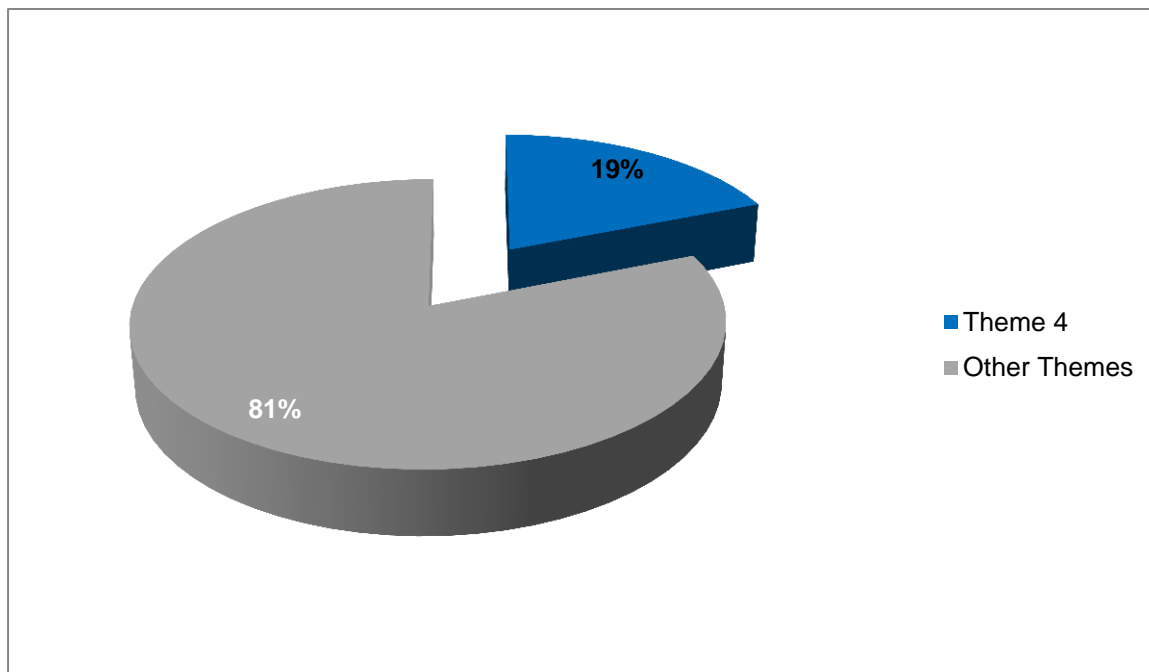


Chart 4: % of Survey Participants needs represented by this theme

This comprises the following needs and aspirations highlighted by the surveyed participants based on popularity.

Needs and Aspirations	Value
<b>Attractive and lively town centres - <i>Priority Item</i></b>	225
<b>Job Opportunities - <i>Priority Item</i></b>	210
Tourism throughout the City	141
Local Shopping Variety	129
Access to workforce training and skill development	51
Support for people who can't work	31
Local Businesses	19

## Common Goals Identified

Based on these needs and aspirations the following common goals have been identified:

- Range of resilient businesses
- Attractive and lively City
- Diverse employment and job opportunities

## How will we get there?

The surveyed participants were asked “how will we get there?” based on the needs and aspirations they have identified. This will help paint the picture when identifying the outcomes and strategies needed to achieve the community’s goals as part of the 2016-2026 Fairfield City Plan.

The following information was collated and identified:

Proposed Goals	Needs and Aspirations	Suggestions from the community for achieving these goals, needs and aspirations
<b>Range of resilient businesses</b>	Local Shopping Variety	<ul style="list-style-type: none"> <li>- Focus on the small, local shops that are being pushed out by bigger businesses</li> <li>- Encourage a greater variety of shops in the smaller shopping streets</li> <li>- Reinvigorate the shopping centres that are run down and looking tired</li> <li>- Attract and support businesses to come to the area</li> <li>- Encourage a bigger choice of restaurants that would bring people into the area</li> </ul>
	Local Businesses	<ul style="list-style-type: none"> <li>- Attract a range of diverse local businesses</li> <li>- Create programs for promoting small businesses</li> <li>- Support and encourage local chamber of businesses</li> <li>- Provide free parking around local businesses to attract customers</li> <li>- Create a modern vision for how shopping centres and streets will look and encourage businesses to fit in with this vision</li> </ul>
<b>Attractive and lively City</b>	Attractive and lively town centres - <i>Priority Item</i>	<ul style="list-style-type: none"> <li>- Develop attractive designs for modernised town centres, including seating, landscaping, fountains, art etc</li> <li>- Town Centre upgrades required for Fairfield, Fairfield Heights, Cabramatta, Canley Heights and Canley Vale</li> <li>- Less concrete and face-lift of existing stores</li> <li>- Better cafes, coffee culture, restaurants and outdoor dining</li> <li>- Better engagement and community approval with town centre upgrade and changes</li> <li>- Develop an identity and character for Town Centres like Parramatta and Burwood.</li> <li>- Safe meet up and hang out areas</li> <li>- Less access to cars in busy shopping streets</li> <li>- Night food markets</li> <li>- Develop aesthetic guidelines in place for</li> </ul>

Proposed Goals	Needs and Aspirations	Suggestions from the community for achieving these goals, needs and aspirations
		businesses particularly commercial and retail to improve overall appearance of CBD <ul style="list-style-type: none"> <li>- Promote a diverse variety of shops</li> <li>- Develop and promote a night life for Fairfield and Cabramatta.</li> <li>- Pedestrians should be prioritised</li> <li>- Increase night life events and attractions in the city</li> </ul>
	Tourism throughout the City	<ul style="list-style-type: none"> <li>- Establish free public festivals and events that will encourage people from outside the City to attend</li> <li>- Set up tours of local food sites and places of historical interest or culturally specific areas</li> </ul>
<b>Diverse employment and job opportunities</b>	Access to workforce training and skill development	<ul style="list-style-type: none"> <li>- Offer opportunities for mentoring in the community</li> <li>- Make workforce training available to all members of the community</li> <li>- Focus on getting workers back into the workforce after long periods out of work such as retired workers or the long term unemployed.</li> <li>- Offer training to residents from CALD backgrounds or who have prior qualifications that aren't recognised in Australia</li> <li>- Encourage businesses to offer on the job training or mentoring by giving them incentives</li> <li>- Arrange job expos and educational classes that focus on skill development</li> </ul>
	Support for people who can't work	<ul style="list-style-type: none"> <li>- Lobby the Federal government for more funds to support people with a disability</li> <li>- Provide better information about which services are available for people who are unable to work for various reasons</li> </ul>
	Job Opportunities - <i>Priority Item</i>	<ul style="list-style-type: none"> <li>- Attract white collar businesses to come to the area</li> <li>- Provide English language classes</li> <li>- Encourage cafes, restaurants and reliable retail outlets for both part-time and full time opportunities into the area</li> <li>- Develop and implement volunteer programs to increase community employment skills</li> <li>- Lobby State Government to move more white collar jobs / educated based roles into our City</li> <li>- Host and deliver Employment Expo to all types of people</li> <li>- Provide educational training programs and opportunities to improve our communities employment skills</li> </ul>

The following are direct comments that were made in relation to the community's needs and aspirations for Theme 4 – Economy and Employment:

*“More alfresco dining areas”*

*“Have more things going on around the main business districts of the suburbs, things that people want to go to - festivals as they are now are fairly good and they're very vibrant”*

*“Less concrete, face-lift the existing stores, and include a better cafe and coffee culture with less discount/ low quality "junk" stores, furniture stores, etc.”*

*“A larger variety of shops and a more diverse platter when it comes to leisure shopping.”*

*“bringing more of a sense of community and belonging locally.”*

*“More cafes and restaurants in Fairfield and outdoor dining in Cabramatta”*

*“Cafes and restaurants, eat streets and activities”*

*“Attract more industry, new businesses that appeal to everyone, partnerships with big companies such as Woolworths, Big W etc”*

*“More Job Opportunities or Work Experience For the Youth”*

*“Job and learning opportunities for our youth”*

*“More job opportunities for adults and people that haven't been in the workforce for a while”*

*“More free public festivals, programs, events”*

*“more tourist attractions like veggie street markets, arts and crafts etc.”*

*“Tours of local food places and historical sites”*

*“More variety of shops especially small shopping strips”*

*“Availability and opportunities for workforce training”*

*“Training for long term unemployed, including older "retired" workers who have to deal with Age Prejudice”*

*“give opportunity to train people on the job, create more job internship”*

*“Programs for promoting small businesses, restaurants, cafes.”*

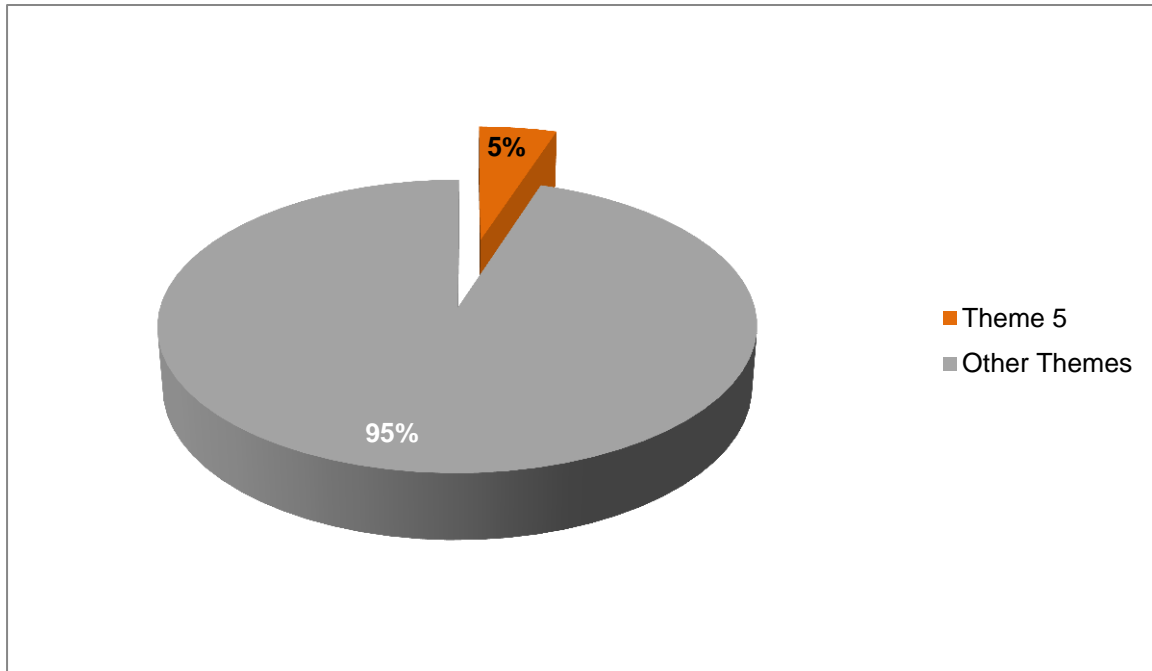
*“Support and encourage local chamber of commerce”*

*“Continue support for the city's many small businesses”*

## THEME 5 – GOOD GOVERNANCE AND LEADERSHIP

As a democracy, we want our leaders to listen to us, represent our views with integrity and strive to achieve for the good of the community. Decision making, especially in the public sector, must be transparent, objective and accountable. Good governance and leadership ensures the community has access to information and participates in the development of policies and decisions that affect them. Across all sectors of our community we look for a high standard of ethics, justice and honesty to be reflected in the actions and behaviour of individuals, organisations, businesses and governments.

This theme represents 5% of survey participants needs and aspirations identified from community engagement activities.



**Chart 5: % of Survey Participants needs represented by this theme**

This comprises the following needs and aspirations highlighted by the surveyed participants based on popularity.

Needs and Aspirations	Value
Well engaged and informed community	62
Community & Government organisations working together	55
Plans are developed to meet the community's needs	34
Value for money services	28
Decision making processes are open and transparent	19
A financially sustainable city	16
Access to public information	6
Community interests are well represented	5



## Common Goals Identified

Based on these needs and aspirations the following common goals have been identified:

- Decision making processes are open and transparent
- A well engaged and informed community
- Stakeholders in Fairfield City are financially sustainable and responsible
- Strengthen relationships through partnerships within our community

## How will we get there?

The surveyed participants were asked “how will we get there?” based on the needs and aspirations they have identified. This will help paint the picture when identifying the outcomes and strategies need to achieve the community’s goals as part of the 2016-2026 Fairfield City Plan.

The following information was collated and identified below.

Proposed Goals	Needs and Aspirations	Suggestions from the community for achieving these goals, needs and aspirations
<b>Decision making processes are open and transparent</b>	Plans are developed to meet the community's needs	<ul style="list-style-type: none"> <li>- Ask for more feedback from the community on issues relating to planning and development</li> <li>- A greater focus on what the community’s needs are with regard to planning in the LGA</li> </ul>
	Decision making processes are open and transparent	<ul style="list-style-type: none"> <li>- Seek greater input from the community with regard to large scale developments and ensure this information is communicated back to the community</li> <li>- Regular feedback to the community about what Council has planned for the local area</li> </ul>
<b>Well engaged and informed community</b>	Well engaged and informed community	<ul style="list-style-type: none"> <li>- Actively seek opportunities to involve residents in their local area by arranging inclusive events</li> <li>- Communication should target residents from different age brackets</li> <li>- Advocate for a range of education opportunities for all members of the community to make better informed decisions</li> <li>- Develop proactive reporting about the good aspects of Fairfield City</li> </ul>
	Access to public information	<ul style="list-style-type: none"> <li>- Provide public information in multiple languages</li> </ul>
<b>Stakeholders in Fairfield City are financially sustainable and responsible</b>	Value for money services	<ul style="list-style-type: none"> <li>- Greater access to cheaper entertainment</li> <li>- Higher quality of service providers rather than more expensive</li> </ul>
	A financially sustainable city	<ul style="list-style-type: none"> <li>- Focus on reducing Council administrative costs</li> <li>- Put in place strong project planning</li> <li>- Encourage and support local businesses to employ local people and give them incentives to give back to their community</li> <li>- Limit executive salaries</li> </ul>

Proposed Goals	Needs and Aspirations	Suggestions from the community for achieving these goals, needs and aspirations
		<ul style="list-style-type: none"> <li>- Utilise ratepayers money in a more innovative way to achieve results for the diverse community</li> <li>- Encourage the community to be less dependent on welfare</li> </ul>
<b>Strengthen relationships through partnerships within our community</b>	Community & Government organisations working together	<ul style="list-style-type: none"> <li>- Provide information sessions to the community on issues that affect them</li> <li>- Lobby for social welfare support for people with disabilities</li> </ul>
	Community interests are well represented	<ul style="list-style-type: none"> <li>- Request feedback from the community as to how their needs can be best served</li> </ul>

The following are direct comments that were made in relation to the community's needs and aspirations for Theme 5 – Good Governance and Leadership:

- “Actively seek opportunities to involve resident's in their local area eg host a street bbq or gathering”*
- “state government departments need to stretch out to our area an actually get to know the community and their needs more”*
- “Research the needs of the community and support their needs, government to fight for funds to better Fairfield”*
- “Collaboration while working on important issues eg domestic violence, youth crime”*
- “High quality service providers”*
- “more regular updates on the decision making processes and problems plaguing the community”*
- “Encourage & support local business employing local people, incentives to give back to the community”*
- “More information in other languages”*

## Linking to Other Plans

All information collated from the implementation of the community engagement strategy has been used to determine if the community's vision, goals, priorities and aspirations for the future of Fairfield City have changed. These are included in the Draft 2016-2026 Fairfield City Plan.

# Appendix



Please fill out this survey to help develop the 2026 Fairfield City Plan. If you require a interpreter, please call the free Telephone Interpreter Service on 131 450 for assistance.

## ABOUT LIVING OR DOING BUSINESS IN FAIRFIELD CITY

### A. What are the three (3) best things about living or doing business in Fairfield City?

1. \_\_\_\_\_
2. \_\_\_\_\_
3. \_\_\_\_\_

### B. What are three (3) things that you would like to change about living or doing business in Fairfield City?

1. \_\_\_\_\_
2. \_\_\_\_\_
3. \_\_\_\_\_

### C. If you could travel forward to the year 2026, what five (5) priorities you would like to see throughout Fairfield City?

Mark them from 1—5

#### Health and Wellbeing

- Affordable housing
- Different types of housing e.g. apartments, granny flats and townhouses
- Access to workforce training and skill development
- Support for people who can't work
- Local businesses
- Access to healthcare, medical facilities and services
- Food hygiene in local restaurants
- Affordable healthy activities for physical exercise
- Financial support for community and social groups
- Lower cost of service and facility use such as the Leisure Centres, Community Hall, sportsfields etc.
- Cleaner streets and public areas

#### Economy and Society

- Activities and facilities for children and youth
- Community and social services
- Diversity and multiculturalism respected
- Community pride
- Access and participation opportunities for people with a disability
- Heritage protected and celebrated
- Partnerships within our diverse community
- Activities and facilities for the elderly
- Community safety
- Recognised as a safe and secure city
- Job opportunities
- A financially sustainable city
- Tourism throughout the city
- Attractive and lively town centres
- Local shopping variety
- Value for money services
- Community interests are well represented
- New and upgraded community facilities in suitable locations

Other: \_\_\_\_\_

#### Leadership and Strategy (planning)

- Community and government organisations working together
- Decision making processes are open and transparent
- A well engaged and informed community
- Better quality of new development
- Design and developments have improved the character of our local area
- Plans are developed to meet the community's needs
- Access to public information
- Access to Schools, Universities, Colleges and TAFE
- Community facilities provide opportunities for education and leisure such as libraries, community centres, etc
- Community and social groups supported and educated

#### Infrastructure (buildings, roads, etc) and Environment

- Environmentally aware and active community
- Sustainable living
- Impact to climate change reducing
- Rivers and drainages reduce flooding
- City infrastructure (buildings, roads, etc) is supporting the future growth of the City.
- Inviting and well used community places and parks
- Car parking spaces
- Quick response to emergencies e.g. flooding, fires, etc.
- Connected transport system
- Local traffic flow and road safety
- Safe and connected walking paths and cycle ways
- Condition of roads
- Phone reception and access to internet
- Bushlands, creeks and rivers are protected
- Litter and rubbish dumping prevention

### D. For each of the priorities you selected, do want it maintained, more of it or improved in the future?

Tick which option below (maintained, more or improved) you want for each priority you selected above.

Priority	Maintained	More	Improved
1			
2			
3			
4			
5			



Figure 1: Fairfield City Plan Survey – English Pg. 1



**E. Can you suggest some ways to achieve the five (5) priorities you have selected?**  
 For example if I selected 'better condition of roads', I want less potholes and smoother road surfaces especially on major roads OR if I selected 'more activities and facilities for the elderly', I want to see more assisted living facilities for the elderly.

---



---

**ABOUT YOU**

**F. How old are you?**

- |  |                               |   |
|--|-------------------------------|---|
| <input type="radio"/> 12 years and under | <input type="radio"/> 25 – 34 | <input type="radio"/> 60 – 69           |
| <input type="radio"/> 13 – 17            | <input type="radio"/> 35 – 49 | <input type="radio"/> 70 – 84           |
| <input type="radio"/> 18 – 24            | <input type="radio"/> 50 – 59 | <input type="radio"/> 85 years and over |

**G. Do you**

**H. In which suburb do you live/ work?**

- |   |   |                                       |                                      |
|---|---|---------------------------------------|--------------------------------------|
| <input type="radio"/> Abbotsbury        | <input type="radio"/> Canley Vale       | <input type="radio"/> Fairfield West  | <input type="radio"/> Smithfield     |
| <input type="radio"/> Bonnyrigg         | <input type="radio"/> Carramar          | <input type="radio"/> Greenfield Park | <input type="radio"/> St Johns park  |
| <input type="radio"/> Bonnyrigg Heights | <input type="radio"/> Cecil Park        | <input type="radio"/> Horsley Park    | <input type="radio"/> Villawood      |
| <input type="radio"/> Bossley Park      | <input type="radio"/> Edensor Park      | <input type="radio"/> Lansvale        | <input type="radio"/> Wakeley        |
| <input type="radio"/> Cabramatta        | <input type="radio"/> Fairfield         | <input type="radio"/> Mt Pritchard    | <input type="radio"/> Wetherill Park |
| <input type="radio"/> Cabramatta West   | <input type="radio"/> Fairfield East    | <input type="radio"/> Old Guildford   | <input type="radio"/> Yennora        |
| <input type="radio"/> Canley Heights    | <input type="radio"/> Fairfield Heights | <input type="radio"/> Prairiewood     |                                      |

**GENERAL**

**I. This is your chance to have a say about the future of Fairfield City, do you have any further comments?**

---



---



---




---

**J. If you would like to participate in future engagements like this, please tell us your name and how you would like us to contact you via email, phone or postal address.**

---

**Thank you!**

**PLEASE RETURN COMPLETED SURVEY BY THE 10 JUNE 2016**

 <b>Post to:</b> Integrated Planning and Reporting PO Box 21 Fairfield NSW 1880	 <b>Drop Off:</b> - Council Administration Building - Early Learning Centres - Libraries - Leisure Centres
---	---

Our home  
 Our City Our future



Figure 1: Fairfield City Plan Survey - English Pg. 2



## دراسة استقصائية لخطة FAIRFIELD CITY

### دعونا نتواصل

يرجى ملء هذا الاستطلاع للمساعدة في تطوير "خطة مدينة فيرفيلد" 2026. إذا كنت تحتاج إلى مترجم، يرجى الاتصال بالخدمة الهاتفية المجانية على الرقم 131 450 للمساعدة.

#### حول العيش في مدينة فيرفيلد

أ. ما هي أفضل ثلاثة (3) أشياء حول العيش في مدينة فيرفيلد؟

1. \_\_\_\_\_
2. \_\_\_\_\_
3. \_\_\_\_\_

ب. ما هي الأشياء الثلاثة (3) التي ترغب في تغييرها حول العيش في مدينة فيرفيلد؟

1. \_\_\_\_\_
2. \_\_\_\_\_
3. \_\_\_\_\_

ج. إذا كان بإمكانك السفر إلى الأمام حتى عام 2026، ما هي الأولويات الخمس (5) التي ترغب رؤيتها في جميع أنحاء مدينة فيرفيلد؟

ضع علامة عليها من 1 - 5

#### الصحة والعافية

##### القيادة والاستراتيجية (التخطيط)

- منظمات المجتمع المحلي والحكومة تعمل معاً
- عمليات صنع القرار تكون مفتوحة وشفافة
- مجتمع يعمل جيداً ويكون مطلعاً
- نوعية أفضل للتنمية الجيدة
- التصميم والتطورات قد حسنت الطابع لمنطقتنا المحلية
- توضع الخطط لتلبية احتياجات المجتمع المحلي
- الوصول إلى المعلومات العامة
- الوصول إلى المدارس والجامعات والكليات والتعليم الفني والتكميلي
- المرافق المجتمعية توفر فرصاً للتعليم والترفيه مثل المكتبات، والمراكز المجتمعية، إلخ
- المجتمع والفئات الاجتماعية مدعومة ومتعلمة

- السكن بأسعار معقولة
- أنواع مختلفة من السكن مثل الشقق، شقق الجدة ومنازل بلدية
- الوصول إلى تدريب القوى العاملة وتنمية المهارات
- تقديم الدعم للأشخاص الذين لا يستطيعون العمل
- الأعمال التجارية المحلية
- الوصول إلى الرعاية الصحية والمرافق الطبية والخدمات
- الصحة الغذائية في المطاعم المحلية
- أنشطة صحية بأسعار معقولة لممارسة الرياضة البدنية
- الدعم المالي للمجتمع والفئات الاجتماعية
- استخدام الخدمات والمرافق بأقل تكلفة مثل مراكز الترفيه، قاعة المجتمع، الملاعب الرياضية إلخ
- الشوارع والأماكن العامة أكثر نظافة

#### الاقتصاد والمجتمع

- أنشطة ومرافق خاصة للأطفال والشباب
- خدمات مجتمعية واجتماعية
- احترام التنوع والتعدد الثقافي
- تقاخر مجتمعي
- فرص الوصول والمشاركة للأشخاص ذوي الإعاقة
- حماية التراث والاحتفال به
- الشراكات داخل مجتمعنا المتنوع
- الأنشطة والمرافق لكبار السن
- سلامة المجتمع المحلي
- الاعتراف بكونها مدينة آمنة ومأمونة
- فرص العمل
- مدينة مستدامة مالياً
- السياحة في جميع أنحاء المدينة
- مراكز مدينة جذابة وحية
- تسوق محلي متنوع
- خدمات قيمة مقابل المال
- تمثيل جيد لمصالح المجتمع
- مرافق مجتمعية جديدة ومطورة في مواقع مناسبة

نقاط أخرى:

##### البنية التحتية (المباني، الطرق، إلخ) والبيئة

- مجتمع مطلع بيئياً وفخلاً
- المعيشة المستدامة
- الحد من تأثير تغير المناخ
- الأتجار والصرف يحدان من الفيضانات
- البنية التحتية في المدينة (المباني، الطرق، إلخ) تدعم النمو المستقبلي للمدينة.
- الأماكن والحدائق العامة جذابة ومستخدمة بكثرة
- مواقف للسيارات
- الاستجابة السريعة لحالات الطوارئ مثل الفيضانات والحرائق، إلخ.
- نظام متصل للنقل
- سلامة الطرق وتدفق حركة المرور المحلية
- مسارات المشي الآمنة والمتصلة وطرق للدراجات
- حالة الطرق
- الاستقبال الهاتفي والوصول إلى الإنترنت
- حماية الأدغال، والجداول والأنهار
- منع إلقاء القمامة والنفايات

Figure 2: Fairfield City Plan Survey - Arabic Pg. 1

## دراسة استقصائية لخطة FAIRFIELD CITY

### دعونا نتواصل

د. لكل من الأولويات التي قمت بتحديدتها، هل تريد إبقائها، أو الإكثار منها أو تحسينها في المستقبل؟  
ضع علامة على الخيار أنكاه (الإبقاء، الإكثار أو التحسين) الذي تريده لكل أولوية من الأولويات التي حددتها أعلاه.

الأولوية	الإبقاء	الإكثار	التحسين
1			
2			
3			
4			
5			

د. هل يمكنك اقتراح بعض الطرق لتحقيق الأولويات الخمسة (5) التي قمت بتحديدتها؟  
على سبيل المثال إذا كان المحدد 'حالة أفضل للطرق'، فأنا أريد حفر أقل وسلامة أسطح الطرق لا سيما على الطرق الرئيسية أو إذا اخترت 'أنشطة ومرافق أكثر للمسنين'، فأنا أريد أن أرى مرافق معيشية مدعومة أكثر لكبار السن.

---



---

معلومات عنك

و. كم عمرك؟

- 12 عاماً وأقل  
 13 – 17  
 18 – 24  
 25 – 34  
 35 – 49  
 50 – 59  
 60 – 69  
 70 – 84  
 85 عاماً وأكثر

ز. في أي ضلعية تسكن؟

- |   |   |                                       |                                      |
|---|---|---------------------------------------|--------------------------------------|
| <input type="radio"/> Abbotsbury        | <input type="radio"/> Canley Vale       | <input type="radio"/> Fairfield West  | <input type="radio"/> Smithfield     |
| <input type="radio"/> Bonnyrigg         | <input type="radio"/> Carramar          | <input type="radio"/> Greenfield Park | <input type="radio"/> St Johns park  |
| <input type="radio"/> Bonnyrigg Heights | <input type="radio"/> Cecil Park        | <input type="radio"/> Horsley Park    | <input type="radio"/> Villawood      |
| <input type="radio"/> Bosley Park       | <input type="radio"/> Edensor Park      | <input type="radio"/> Lansvale        | <input type="radio"/> Wakeley        |
| <input type="radio"/> Cabramatta        | <input type="radio"/> Fairfield         | <input type="radio"/> Mt Pritchard    | <input type="radio"/> Wetherill Park |
| <input type="radio"/> Cabramatta West   | <input type="radio"/> Fairfield East    | <input type="radio"/> Old Guildford   | <input type="radio"/> Yennora        |
| <input type="radio"/> Canley Heights    | <input type="radio"/> Fairfield Heights | <input type="radio"/> Prairiewood     |                                      |

معلومات عامة

ح. هذه هي فرصتك ليكون لك رأي حول مستقبل مدينة فيرفيلد، هل لديك أي تعليقات أخرى؟

---



---

طر إذا كنت ترغب في المشاركة في ارتباطات مستقبلية مثل هذه، الرجاء إعلامنا باسمك وكيف ترغب في أن نتصل بك عبر البريد الإلكتروني أو الهاتف أو العنوان البريدي.

---



---

شكراً لك!

يرجى إعادة الدراسة الإستقصائية المنجزة قبل 10 حزيران/يونيه 2016

إيصالها بالبريد إلى:

ألقها في:

- المبنى الإداري للمجلس

- مراكز التعليم المبكر

- المكتبات

- مراكز الترفيه

Integrated Planning and Reporting

PO Box 21

Fairfield NSW 1860

Our home  
Our City Our future

Fairfield City  
Celebrating diversity  
Fairfield City Council

Figure 2: Fairfield City Plan Survey - Arabic Pg. 2











請填寫這份調查表幫助我們制定 2026 Fairfield City 規劃。如果您需要口譯員，請撥打免費電話口譯服務熱線 131 450 尋求幫助。

關於生活在 Fairfield City

A. 在 Fairfield City 生活，那三(3)方面是最好的？

1. \_\_\_\_\_  
 2. \_\_\_\_\_  
 3. \_\_\_\_\_

B. 在 Fairfield City 生活，您想改變那三(3)方面？

1. \_\_\_\_\_  
 2. \_\_\_\_\_  
 3. \_\_\_\_\_

C. 展望 2026 年，在 Fairfield City，您最想看到的 5 件事是甚麼？

請按 1-5 標注上號碼

健康和安康

- 負擔得起的房屋
- 不同類型的房屋，比如公寓、后院小屋和連排屋
- 獲得工作培訓和提升技能
- 向無法工作的人提供支持
- 本地商戶
- 獲得醫療保健、擁有醫療設施並獲得服務
- 當地飯店的食品衛生
- 負擔得起的健康活動來鍛鍊身體
- 向社區和社會團體提供資金支持
- 降低服務和使用設施的費用，例如娛樂中心、社區禮堂和運動場等
- 街道和公共場所更清潔

領導和策略（規劃）

- 社區和政府組織合作
- 決策過程公開透明
- 讓社區了解情況並充分參與
- 新基礎設施質量更好
- 設計和發展改善了我們的市容
- 制定滿足社區需求的計劃
- 獲得公共信息
- 能夠上學、大學、學院和職業技術學院(Tafe)
- 提供教育和娛樂的社區設施，例如圖書館、社區中心等
- 支持和教育社區和社會團體

經濟和社會

- 為兒童和年輕人提供活動和設施
- 社區和社會服務
- 尊重多樣性和多元文化
- 社區自豪感
- 為有殘疾的人提供參與與機會
- 保護和慶祝文化遺產
- 我們多樣化社區的合作
- 為老年人提供活動和設施
- 社區安全
- 被認為是安全的社區
- 工作機會
- 經濟上的可持續性
- 本區的旅遊業
- 有吸引力和活力的市中心
- 當地購物多樣化
- 物有所值的服務
- 充分代表社區利益
- 在適合的區域設立新的設施並為設施升級

基礎設施（建築物和道路等）和環境

- 環境保護意識和積極的社區
- 可持續的生活
- 降低氣候變化的影響
- 河流和排水減少洪水
- 城市基礎設施（建築和道路等）支持未來城市的發展。
- 得到充分利用和具有吸引力的社區場所和公園
- 停車位
- 快速應對緊急情況，如洪水和火災等
- 暢通的交通系統
- 當地交通流和道路安全
- 安全和暢通的散步路徑和單車徑
- 道路狀況
- 電話信號和互聯網連接
- 保護叢林、小溪和河流
- 防止隨便丟棄垃圾

其它：\_\_\_\_\_

D. 對於您所選擇的每個優先事項，將來您是想保持如此，做得更多還是需要改進？

對於您以上所選擇的每個選項，請在下列選擇上（保持、更多或改善）划勾

優先事項	保持	更多	改善
1			
2			
3			
4			
5			



Figure 4: Fairfield City Plan Survey - Chinese Pg. 1



**E. 關於如何實現您所選擇的五項優先事項，您能給出一些建議嗎？**

例如，如果我選擇的是更好的道路狀況，我希望路上少些坑窪，路面更平滑，尤其是主路上。如果我選擇的是為老年人提供更多活動和設施，我想看到更多提供幫助的養老護理機構。

---



---

**關於您自己**

**F. 您的年齡？**

- |                                    |                             |                               |
|------------------------------------|-----------------------------|-------------------------------|
| <input type="radio"/> 12 歲及 12 歲以下 | <input type="radio"/> 25-34 | <input type="radio"/> 60-80   |
| <input type="radio"/> 13-17        | <input type="radio"/> 35-49 | <input type="radio"/> 70-84   |
| <input type="radio"/> 18-24        | <input type="radio"/> 50-59 | <input type="radio"/> 85 歲及以上 |

**G. 您住在那個區？**

- |   |   |                                       |                                      |
|---|---|---------------------------------------|--------------------------------------|
| <input type="radio"/> Abbotsbury        | <input type="radio"/> CanleyVale        | <input type="radio"/> FairfieldWest   | <input type="radio"/> Smithfield     |
| <input type="radio"/> Bonnyrigg         | <input type="radio"/> Carramar          | <input type="radio"/> Greenfield Park | <input type="radio"/> St Johnspark   |
| <input type="radio"/> Bonnyrigg Heights | <input type="radio"/> Cecil Park        | <input type="radio"/> HorsleyPark     | <input type="radio"/> Villawood      |
| <input type="radio"/> BosleyPark        | <input type="radio"/> Edensor Park      | <input type="radio"/> Lansvale        | <input type="radio"/> Wakeley        |
| <input type="radio"/> Cabramatta        | <input type="radio"/> Fairfield         | <input type="radio"/> Mt Pritchard    | <input type="radio"/> Wetherill Park |
| <input type="radio"/> CabramattaWest    | <input type="radio"/> Fairfield East    | <input type="radio"/> Old Guildford   | <input type="radio"/> Yennora        |
| <input type="radio"/> CanleyHeights     | <input type="radio"/> Fairfield Heights | <input type="radio"/> Prairiewood     |                                      |

**總結**

**I. 對於未來 Fairfield City 的發展，這是您說出自己想法的機會，您還有別的評論嗎？**

---



---



---

**J. 如果將來您還想參與這樣的事情，請告訴我們您的姓名以及希望我們如何聯系您，郵件、電話還是寄信。**

---

謝謝您！

請於 2016 年 5 月 30 日前將填好的調查表返還。



**請寄至：**  
 Integrated Planning  
 and Reporting  
 PO Box 21  
 Fairfield NSW1860



**送至：**  
 - 議會行政大樓  
 - 早教中心  
 - 圖書館  
 - 娛樂中心



Figure 4: Fairfield City Plan Survey - Chinese Pg. 2









Vui lòng hoàn thành phiếu khảo sát này để giúp xây dựng Quy hoạch Thành phố Fairfield đến năm 2026. Nếu quý vị cần thông dịch viên, xin vui lòng gọi Dịch vụ Thông dịch qua Điện thoại miễn phí theo số 131 450 để được trợ giúp.

**VỀ CUỘC SỐNG Ở THÀNH PHỐ FAIRFIELD**

**A. Ba điều tốt nhất về cuộc sống ở Thành phố Fairfield là gì?**

1. \_\_\_\_\_
2. \_\_\_\_\_
3. \_\_\_\_\_

**B. Ba điều quý vị muốn thay đổi về cuộc sống ở Thành phố Fairfield là gì?**

1. \_\_\_\_\_
2. \_\_\_\_\_
3. \_\_\_\_\_

**C. Nếu quý vị có thể đồng hành hướng đến năm 2026, năm (5) ưu tiên quý vị muốn được thấy trên toàn Thành phố Fairfield là gì?**

*Đánh số từ 1 đến 5*

**Sức khỏe và sự sung túc**

- Nhà ở giá cả phù hợp
- Những loại nhà ở khác nhau như căn hộ, nhà ở cho người già và nhà ở đô thị
- Tiếp cận đến đào tạo nguồn nhân lực và phát triển kỹ năng
- Hỗ trợ cho những người không thể làm việc
- Các doanh nghiệp ở địa phương
- Tiếp cận đến chăm sóc sức khỏe, các cơ sở và dịch vụ y tế
- Vệ sinh thực phẩm trong các nhà hàng ở địa phương
- Các hoạt động rèn luyện sức khỏe giá phải chăng để rèn luyện thể chất
- Hỗ trợ tài chính cho cộng đồng và các nhóm xã hội
- Giá dịch vụ thấp hơn và sử dụng các cơ sở như các Trung tâm Vui chơi Giải trí, Hội trường, sân chơi thể thao, v.v.
- Đường phố và các khu vực công cộng sạch sẽ hơn

**Kinh tế và xã hội**

- Các hoạt động và cơ sở cho trẻ em và thanh thiếu niên
- Các dịch vụ xã hội và cộng đồng
- Sự đa dạng và đa văn hóa được tôn trọng
- Tự hào về cộng đồng
- Các cơ hội tiếp cận và tham gia cho người khuyết tật
- Bảo vệ và tôn vinh di sản
- Hợp tác liên kết bên trong cộng đồng đa dạng
- Những hoạt động và cơ sở cho người già
- An toàn cộng đồng
- Được thừa nhận là thành phố đảm bảo an ninh và an toàn
- Các cơ hội việc làm
- Thành phố ổn định về tài chính
- Ngành du lịch trên toàn thành phố
- Các trung tâm đô thị sống động và hấp dẫn
- Đa dạng chủng loại mua sắm ở địa phương
- Những dịch vụ đáng đồng tiền
- Đại diện tốt cho những lợi ích cộng đồng
- Các cơ sở nghiên cứu mới và được nâng cấp ở những địa điểm

**Khác:** \_\_\_\_\_

**Lãnh đạo và Chiến lược (quy hoạch)**

- Các tổ chức cộng đồng và chính phủ cùng phối hợp
- Các quá trình ra quyết định minh bạch và cởi mở
- Cộng đồng tham gia và được thông tin đầy đủ
- Chất lượng phát triển mới tốt hơn
- Thiết kế và phát triển đã cải thiện đặc điểm khu vực của chúng ta
- Những kế hoạch được xây dựng đáp ứng nhu cầu cộng đồng
- Tiếp cận đến thông tin công khai
- Tiếp cận đến Trường học, Trường Đại học, Cao đẳng và các cơ sở giáo dục cộng đồng TAFE tạo các cơ hội cho giáo dục và giải trí như các thư viện, các trung tâm cộng đồng, v.v
- Các nhóm xã hội và cộng đồng được hỗ trợ và giáo dục

**Hạ tầng (các công trình, đường sá, v.v) và Môi trường**

- Nhận thức về môi trường và cộng đồng tích cực
- Cuộc sống bền vững
- Giảm đi ảnh hưởng đối với biến đổi khí hậu
- Các con sông và hệ thống cống thoát giảm đi lụt lội
- Hạ tầng thành phố (các công trình, đường sá, v.v) hỗ trợ cho tương lai của Thành phố.
- Các địa điểm công cộng và công viên được sử dụng tốt và hấp dẫn
- Không gian đỗ xe ô tô
- Phản ứng nhanh khi khẩn cấp như lụt lội, cháy, v.v.
- Hệ thống giao thông được kết nối
- Luồng giao thông trong khu vực và an toàn đường bộ
- Đường cho người đi bộ và các lối đạp xe được kết nối và an toàn
- Điều kiện đường sá
- Tiếp nhận điện thoại và tiếp cận đến internet
- Các bụi cây, kênh rạch và cá con sông được bảo vệ
- Chống đổ rác thải

**D. Đối với mỗi ưu tiên quý vị lựa chọn, quý vị muốn nó được duy trì, tăng thêm hay được cải thiện trong tương lai?**

*Đánh dấu vào mỗi phương án phía dưới (duy trì, tăng thêm hay cải thiện) quý vị muốn cho mỗi ưu tiên đã chọn ở trên.*

Ưu tiên	Duy trì	Tăng thêm	Cải thiện
1			
2			
3			
4			
5			

Figure 6: Fairfield City Plan Survey - Vietnamese Pg. 1



**E. Quý vị có thể gợi ý một số cách thức để đạt được năm (5) ưu tiên quý vị đã chọn không?**  
 Ví dụ: nếu tôi đã lựa chọn 'điều kiện đường sá tốt hơn', Tôi muốn có ít ô gá hơn và mặt đường nhân phẳng hơn, đặc biệt ở các đường chính  
**HOẶC** nếu Tôi đã chọn 'nhiều hơn các cơ sở và hoạt động cho người già', thì tôi muốn thấy các cơ sở trợ giúp tốt hơn cho người già.

---



---

### GIỚI THIỆU VỀ QUÝ VỊ

**F. Quý vị bao nhiêu tuổi?**

- |                                       |                               |                                     |
|---------------------------------------|-------------------------------|-------------------------------------|
| <input type="radio"/> Từ 12 trở xuống | <input type="radio"/> 25 – 34 | <input type="radio"/> 60 – 69       |
| <input type="radio"/> 13 – 17         | <input type="radio"/> 35 – 49 | <input type="radio"/> 70 – 84       |
| <input type="radio"/> 18 – 24         | <input type="radio"/> 50 – 59 | <input type="radio"/> Từ 85 trở lên |

**G. Quý vị sống ở vùng nào?**

- |   |   |                                       |                                      |
|---|---|---------------------------------------|--------------------------------------|
| <input type="radio"/> Abbotsbury        | <input type="radio"/> Canley Vale       | <input type="radio"/> Fairfield West  | <input type="radio"/> Smithfield     |
| <input type="radio"/> Bonnyrigg         | <input type="radio"/> Carramar          | <input type="radio"/> Greenfield Park | <input type="radio"/> St Johns park  |
| <input type="radio"/> Bonnyrigg Heights | <input type="radio"/> Cecil Park        | <input type="radio"/> Horsley Park    | <input type="radio"/> Villawood      |
| <input type="radio"/> Bosley Park       | <input type="radio"/> Edensor Park      | <input type="radio"/> Lansvale        | <input type="radio"/> Wakeley        |
| <input type="radio"/> Cabramatta        | <input type="radio"/> Fairfield         | <input type="radio"/> Mt Pritchard    | <input type="radio"/> Wetherill Park |
| <input type="radio"/> Cabramatta West   | <input type="radio"/> Fairfield East    | <input type="radio"/> Old Guildford   | <input type="radio"/> Yennora        |
| <input type="radio"/> Canley Heights    | <input type="radio"/> Fairfield Heights | <input type="radio"/> Prairiewood     |                                      |

### TỔNG HỢP

**I. Đây là dịp để quý vị có thể nói về tương lai của Thành phố Fairfield, quý vị có thêm ý kiến gì nữa không?**

---



---



---

**J. Nếu quý vị muốn tham gia vào những chương trình trong tương lai như thế này, xin vui lòng cho chúng tôi biết tên và quý vị muốn chúng tôi liên hệ với quý vị thế nào, qua email, điện thoại hay gửi thư.**

---

Xin cảm ơn quý vị!

**XIN HÃY GỬI LẠI BẢN KHẢO SÁT ĐÃ HOÀN THÀNH TRƯỚC NGÀY 30 THÁNG 5 NĂM 2016**

 <b>Gửi thư:</b> Integrated Planning and Reporting PO Box 21 Fairfield NSW 1860	 <b>Gửi trực tiếp:</b> - Tòa nhà Hội đồng - Các trung tâm Học tập Sớm - Các thư viện - Các trung tâm Giải trí
---	--

Our home  
Our City Our future

FairfieldCity  
Celebrating diversity  
Fairfield City Council

Figure 6: Fairfield City Plan Survey - Vietnamese Pg. 2

# HAVE YOUR SAY

FAIRFIELD CITY

## WE NEED YOUR HELP TO SHAPE THE FUTURE OF FAIRFIELD CITY OVER THE NEXT 10 YEARS

The community's plan—Fairfield City Plan is being reviewed

Have your say by filling out the Fairfield City Plan Survey

<p><b>ONLINE</b> www.fairfieldcity.nsw.gov.au/cityplansurvey</p>	<p><b>COUNCIL'S FACILITIES</b> Surveys are available at the Administration Building, Libraries and Leisure centres.</p>	<p><b>TELEPHONE</b> Contact us on 9725 0855 to complete the survey over the phone.</p>	<p><b>MAIL</b> Contact us on 9725 0855 and we can mail the survey to your home.</p>

**FairfieldCity**  
Celebrating diversity  
Fairfield City Council

Our home  
Our City **Our future**

Figure 7: Advertisement



# Community Engagement

Fairfield City Plan Survey



We need your help to shape the future of Fairfield City over the next ten years.

The community's plan - Fairfield City Plan is being reviewed. This is an important part of updating the community's vision, priorities and goals in the Plan.

**ONLINE SURVEY**

If you have any questions regarding this survey, please do not hesitate to contact Council on 9725 0855.



Figure 8: Online Survey





\* 1. What are the three (3) best things about living in Fairfield City?

1

2

3

\* 2. What are three (3) things you would like to change about living in Fairfield City?

1

2

3

Next




Figure 9: Online Survey Pg. 1

**\* 3. If you could travel forward to the year 2026, what five (5) priorities you would like to see throughout Fairfield City?**

- |  |  |   |
|--|--|---|
| <input type="checkbox"/> Affordable housing  | <input type="checkbox"/> Activities and facilities for the elderly                             | <input type="checkbox"/> Access to Schools, Universities, Colleges and Tafe   |
| <input type="checkbox"/> Different types of housing e.g. apartments, granny flats and townhouses                               | <input type="checkbox"/> Community safety  | <input type="checkbox"/> Community facilities provide opportunities for education and leisure such as libraries, community centres, etc |
| <input type="checkbox"/> Access to workforce training and skill development  | <input type="checkbox"/> Recognised as a safe and secure city                                  | <input type="checkbox"/> Community and social groups supported and educated   |
| <input type="checkbox"/> Support for people who can't work   | <input type="checkbox"/> Job opportunities   | <input type="checkbox"/> Environmentally aware and active community   |
| <input type="checkbox"/> Local businesses  | <input type="checkbox"/> A financially sustainable city  | <input type="checkbox"/> Sustainable living   |
| <input type="checkbox"/> Access to healthcare, medical facilities and services   | <input type="checkbox"/> Tourism throughout the city   | <input type="checkbox"/> Impact to climate change reducing  |
| <input type="checkbox"/> Food hygiene in local restaurants   | <input type="checkbox"/> Attractive and lively town centres                                    | <input type="checkbox"/> Rivers and drainage reduce flooding  |
| <input type="checkbox"/> Affordable healthy activities for physical exercise   | <input type="checkbox"/> Local shopping variety  | <input type="checkbox"/> City infrastructure (buildings, roads, etc) is supporting the future growth of the City.                       |
| <input type="checkbox"/> Financial support for community and social groups   | <input type="checkbox"/> Value for money services  | <input type="checkbox"/> Inviting and well used community places and parks  |
| <input type="checkbox"/> Lower cost of service and facility use such as the Leisure Centres, Community Hall, sportsfields etc. | <input type="checkbox"/> Community interests are well represented                              | <input type="checkbox"/> Car parking spaces   |
| <input type="checkbox"/> Cleaner streets and public areas  | <input type="checkbox"/> New and upgraded community facilities in suitable locations           | <input type="checkbox"/> Quick response to emergencies e.g. flooding, fires, etc.   |
| <input type="checkbox"/> Activities and facilities for children and youth  | <input type="checkbox"/> Community and government organisations working together               | <input type="checkbox"/> Connected transport system   |
| <input type="checkbox"/> Community and social services   | <input type="checkbox"/> Decision making processes are open and transparent                    | <input type="checkbox"/> Local traffic flow and road safety   |
| <input type="checkbox"/> Diversity and multiculturalism respected  | <input type="checkbox"/> Engaged and informed community  | <input type="checkbox"/> Safe and connected walking paths and cycle ways  |
| <input type="checkbox"/> Community pride   | <input type="checkbox"/> Quality of new developments   | <input type="checkbox"/> Condition of roads   |
| <input type="checkbox"/> Access and participation opportunities for people with a disability                                   | <input type="checkbox"/> Design and developments have improved the character of our local area | <input type="checkbox"/> Phone reception and access to internet   |
| <input type="checkbox"/> Heritage protected and celebrated   | <input type="checkbox"/> Plans are developed to meet the community's needs                     | <input type="checkbox"/> Bushlands, creeks and rivers are protected   |
| <input type="checkbox"/> Partnerships within our diverse community   | <input type="checkbox"/> Access to public information  | <input type="checkbox"/> Litter and rubbish dumping prevention  |
| <input type="checkbox"/> Other (please specify)  |  |   |

Prev
Next

Figure 9: Online Survey Pg.2

4. Based on the five priorities you selected, do you want it maintained, more of it or improved in the future?

	Maintained	More	Improved
Diversity and multiculturalism respected	<input type="radio"/>	<input type="radio"/>	<input type="radio"/>
Design and developments have improved the character of our local area	<input type="radio"/>	<input type="radio"/>	<input type="radio"/>
Quick response to emergencies e.g. flooding, fires, etc.	<input type="radio"/>	<input type="radio"/>	<input type="radio"/>
Connected transport system	<input type="radio"/>	<input type="radio"/>	<input type="radio"/>
Local traffic flow and road safety	<input type="radio"/>	<input type="radio"/>	<input type="radio"/>

5. Can you suggest some ways to achieve the five (5) priorities you have selected? *For example if I selected 'better condition of roads', I want less potholes and smoother road surfaces especially on major roads OR if I selected 'more activities and facilities for the elderly', I want to see more assisted living facilities for the elderly.*

Diversity and multiculturalism respected

Design and developments have improved the character of our local area

Quick response to emergencies e.g. flooding, fires, etc.

Connected transport system

Local traffic flow and road safety



Figure 9: Online Survey Pg. 3

**\* 6. How old are you?**

- 12 years and under
- 13-17
- 18-24
- 25-34
- 35-49
- 50-59
- 60-69
- 70-84
- 85 years and over

**7. In which suburb do you live?**

- Abbotsbury
- Bonnyrigg
- Bonnyrigg Heights
- Bosley Park
- Cabramatta
- Cabramatta West
- Canley Heights
- Canley Vale
- Carramar
- Other (please specify)
- Cecil Park
- Edensor Park
- Fairfield
- Fairfield East
- Fairfield Heights
- Fairfield West
- Greenfield Park
- Horsley Park
- Lansvale
- Mt Pritchard
- Old Guildford
- Prairiewood
- Smithfield
- St Johns Park
- Villawood
- Wakeley
- Wetherill Park
- Yennora

**\* 8. What language do you speak at home?**

- English
- Vietnamese
- Arabic
- Cantonese
- Khmer
- Mandarin
- Assyrian/Aramaic
- Other (please specify)
- Spanish
- Italian
- Serbian
- Croatian
- Lao
- Filipino/Tagalog
- Macedonian
- Hindi
- Samoan
- Turkish
- Greek
- Maltese
- Tongan
- Thai

Figure 9: Online Survey Pg. 4

9. This is your chance to have a say about the future of Fairfield City, do you have any further comments? (Maximum 45 words)

10. If you would like to participate in future engagements like this, please tell us your name and how you would like us to contact you via email, phone or postal address.

Prev

Finish



Figure 9: Online Survey Pg. 5



# CITY CONNECT

YOUR COUNCIL MAKING FAIRFIELD CITY A GREAT PLACE

Follow Fairfield City Council  
www.fairfieldcity.nsw.gov.au

### From your Mayor

Mayor Frank Connors

**Health of Fairfield economy**  
Last week, Fairfield City celebrated the 2016 Fairfield City Local Business Awards, recognising many successful businesses that contribute greatly to the Fairfield LGA economy. Fairfield can be proud of its growing economy. The value of our local economy has grown by 8.3 per cent from this time last year. Fairfield's economy is held together through the strength of our small local businesses. About 98 per cent of our 14,000 businesses are small businesses employing fewer than 20 people. This is one business for every 14 residents in our LGA, providing about 50,000 jobs. Having a successful, growing economy has a direct effect on development in the area. Since the France year ending June 2005 and to June 2015, Fairfield City has had \$1.7 billion worth of residential development and \$1.6 billion worth of commercial development. This year alone is expected to attract \$300 million in investment all across our City.

It is an exciting time in Fairfield, with a large amount of infrastructure about to start in our own back yard. This will provide growth opportunities for businesses and will lead to the creation of tens of thousands of new jobs around our City.

Council is also investing in our growing economy and significant infrastructure work under way. This includes the upgrade to Highway 16 and the upgrade of Unifield Road to four lanes, which will start soon. Council is also providing support of these important roads and was awarded funding by the Australian Government with the NSW Government to carry out this work.

Recently I have been advocating for light rail to connect Fairfield to the CBD. Fairfield City is a member of the Greater Sydney Light Rail Authority and the second shortest. The Western Sydney Regional Organisation of Councils (WSROC) is also a member of the authority and is expected to service close to one million people.

**Did you know?**  
The value of the local economy in Fairfield is \$1.7 billion in 2015.

Fairfield 2016 Local Business Awards night  
Linda Cole

### PLANNING FOR THE FUTURE

## HAVE YOUR SAY

FAIRFIELD CITY

### WE NEED YOUR HELP TO SHAPE THE FUTURE OF FAIRFIELD CITY OVER THE NEXT 10 YEARS

The Fairfield City Plan sets out the community's vision, goals and priorities for the next 10 years and was developed through extensive community consultations across the City.

#### WHAT DO YOU WANT FOR OUR CITY?

**THE COMMUNITY'S PLAN - FAIRFIELD CITY PLAN IS BEING REVIEWED.**

In 2010 and 2013 we asked you, the community, to tell us what you wanted to see in the future of our City and identified a number of priorities including:

- Improved community safety
- A clean and attractive place
- Local public transport
- More parking and
- More activities for children and young people.

Over the last four years Council has been working hard to achieve these priorities. Some of the key projects include:

  - maintaining \$1.6m of roads in Fairfield City
  - creating the Fairfield Park recreation precinct which includes the popular Adventure Park, and Fairfield Urban and Community Centre
  - allocating \$4 million to upgrade sportsfields
  - maintaining 436 parks and reserves
  - building an extra 500 parking spaces throughout the City

**Now it's your turn to tell us what you want for the future of our City.**

**Goal 1**  
Good Governance and Leadership

**Goal 2**  
We are empowered and protected as well as safe and secure in our community

**Goal 3**  
Your Council working for Fairfield City

### NEWS IN BRIEF

**MAJOR INTERSECTION WORKS TO START**  
Proposed road works at the intersection of Hamilton Road and the Cumberland Highway will start soon. The work is part of the Fairfield Local Road Package and involves installation of right turn bays, relocation of affected services and changes to traffic control signs. Alternative routes to Hamilton Road that can be used while the right turn bays are being installed are: via the Cumberland Highway, via the Ralston Road, and Thorneby Way via Road Street.

**LED LIGHT PROJECT COMES TO AN END**  
The suggested LED street light replacement project in NSW, Light House NSW has come to an end and the last lights installed in March. Crews installed 1,241 LED street lights throughout the Fairfield local government areas, out of a total of 13,981 across Western Sydney - 861 more lights than originally forecast. The project involves western Sydney Councils, including Fairfield. The project was undertaken to save the participating council \$30 million and 14,000 tonnes of carbon oxide emissions over 20 years.

**Mayor Frank Connors and Councillor President Councillor Tony Heath**

### WHAT'S ON

**Author Talk with Larissa Barendt**  
Thursday 18 May 8:00pm - 9:00pm  
Westfield Park Library  
Larissa Barendt is a well-known author and academic who has focused primarily on legal and religious social justice issues. Her books include 'Home' and 'Labyrinth'. Children's novel 'Circusland' and a general non-fiction book 'Indigenous Australia for Dummies' Home book will be available for purchase on the night and personally signed.

**Family Migration to Australia**  
Thursday 18 May 10:00am - 11:00am  
Westfield Park Library  
Do you have family who want to migrate to Australia? Have you ever wanted more information about the visa process? Then come and see a specialist. Free presentation from Janice Van der Meer and Accredited Immigration Specialist. Services will be presented on: Family Migration To Australia and will be available afterwards for questions.

**National Indigenous Storylines**  
Monday 23 May, 10:30am - 12:00pm  
Westfield Park Library  
Westfield Park Library from May 2, Thursday 11:00am - 12:00pm  
Westfield Park Library

**Heritage and Library Tour**  
Thursday 26 May 10:00am - 11:00am  
Westfield Park Library  
Cabrera  
This tour showcases the unique history of Cabrera and Fairfield's diverse cultural heritage. This presentation will be followed by a special 'Behind the Scenes' tour of our work area.

**COUNCIL MEETINGS**

10 Council Meeting	10 Outcomes Committee
11 Council Committee	11 Roadworks
12 Council Committee	12 Council Meeting
13 Council Committee	13 Council Meeting

Please contact Council on 9725 0222 on the day of the meeting to confirm the meeting time.

Wakeley Administration Centre 88 Avoca Road, Wakeley Customer Service 9725 0222 Monday to Friday, 8.30am - 4.30pm  
Mailing Address PO Box 21, Fairfield NSW 1880 mail@fairfieldcity.nsw.gov.au

Figure 10: City Connect

# CITY CONNECT

YOUR COUNCIL MAKING FAIRFIELD CITY A GREAT PLACE

Follow Fairfield City Council  
www.fairfieldcity.nsw.gov.au

### From your Mayor

Mayor Frank Connors

**Extra car parking for Fairfield City Centre**  
Creating extra parking throughout our City has been a priority during my time as Mayor. Since I came to office, almost 800 extra car parking spaces have been created throughout our City at locations such as Carley, Ute, Carley Heights, Cabramatta and Fairfield City Centre.

We have announced that at last week's Council meeting, approval was given to provide 33 car parking spaces along the Crescent in Fairfield City Centre. Council will be installing new concrete footpaths, new lighting and new parking bays in the new car park on Barbara Street. Also good news for Fairfield City Centre shoppers is the approaching opening of a new retail and leisure centre park. The 'it' which is expected to be open in the next couple of months, will be a hub for shopping, dining, for the convenience of shoppers, they will have been located on each of the car parks three areas near the it.

There are a number of exciting projects under way in Fairfield City Centre that are part of the Fairfield City Centre Revitalisation Program 2015-16. One of these is an upgrade to the footpath along the Crescent between Hamilton Road and Smart Street.

Work has started on this project, which involves installing new concrete footpaths, new lighting and new parking bays in the new car park on Barbara Street. The upgrade to the footpath along the Crescent between Hamilton Road and Smart Street is also a part of the Fairfield City Centre Revitalisation Program 2015-16. One of these is an upgrade to the footpath along the Crescent between Hamilton Road and Smart Street.

The upgrade to the footpath along the Crescent between Hamilton Road and Smart Street is also a part of the Fairfield City Centre Revitalisation Program 2015-16. One of these is an upgrade to the footpath along the Crescent between Hamilton Road and Smart Street.

Newspapers are being sold in the Crescent, in Fairfield City Centre.  
Linda Cole

### PARK UPGRADE STARTS

Mayor of Fairfield City Frank Connors with a surveyor on site at Wilson Road Reserve, Bonnyrigg

### TRANSFORMING WILSON ROAD RESERVE

New lease of 10m Bonnyrigg Heights Park  
The extensive \$1,455,000 million upgrade to Wilson Road Reserve, Bonnyrigg Heights has started.

The site features planned to receive many new recreational features, including a playground featuring a flying fox, seating opportunities, a fenced off off-road area with dogparks for small and large dogs, a lush field and a new 16-space car park and playground on Wilson Road.

The upgrade is a continuation of Council's infrastructure investment across Fairfield City, which is aimed at ensuring that residents and families have an opportunity to get fit and healthy regardless of where they live and of their age and ability.

Council is committed to ensuring that Fairfield City has quality public spaces as well as leisure and recreation opportunities that meet the growing and changing needs of the community. This commitment is reflected in the priorities set by the Fairfield City Council in the Community Strategic Plan 2012-2022.

The upgrade will see the full potential of Wilson Road Reserve realised, transforming it into a recreational space that can be used by people of all ages and ability for enjoyment as well as to be active and healthy.

**Goal 4**  
Our City has quality public spaces as well as leisure, recreation and recreation opportunities

**Goal 1**  
Good Governance and Leadership

**Goal 2**  
We are empowered and protected as well as safe and secure in our community

**Goal 3**  
Your Council working for Fairfield City

### NEWS IN BRIEF

**WE CAN ALL HELP THE ENVIRONMENT BY COMPOSTING ORGANIC WASTE**  
Compost Awareness Week  
Compost Awareness Week highlights the important role compost can play in reducing landfill and improving soil. Did you know that almost half the waste in an average household is made up of compostable kitchen and garden material? Find out how you can reduce waste and improve your garden at our soil building workshop on Saturday 7 May. The workshop will be held at the Haberfeld Sustainability Hub at Fairfield throughout from 10:30am - 12:00pm. Register via the 'What's on' page on our website.

**MAJOR INTERSECTION WORKS TO START**  
Proposed road works at the intersection of Hamilton Road and the Cumberland Highway are about to start and will affect traffic. The work areas will be closed for about 6-8 weeks, starting from the middle of the week. The work is one of the projects from the Australian Government's \$200 million Local Road Package, which will deliver street works for Western Sydney. It involves installation of right turn bays, relocation of affected services and changes to traffic control signs.

### WHAT'S ON

**Open Libraries' Homework Centres**  
New school times for Term 2 (2 May - 20 June)  
Bonnyrigg Library from May 3, Tuesday  
Fairfield Library from May 3, Tuesday  
Westfield Park Library from May 5, Thursday  
Westfield Park Library from May 2, Monday and Wednesday

**Money, Finance and Retirement**  
Financial information evenings at Westfield Park Library, Bonnyrigg  
Borrowing to Invest  
Financial Information Evening  
Tuesday 18 May 8:00pm - 9:00pm  
Tack Saver's Seminars (Avalon)  
Free computer training to assist those over 65 to get online and connected.  
Introduction to internet part 2  
Wednesday 4 May 10:00am - 11:00am  
Fairfield Library  
Introduction to Email part 1  
Thursday 11 May 10:00am - 11:00am  
Fairfield Library

**Faith, Fashion, Fusion: Muslim Women's Style in Australia**  
Explores Sydney's emerging modest fashion market and the work of a new generation of fashion designers, retailers and bloggers offering stylish clothing and fashion for Muslim women. On at Fairfield Museum and Gallery until 14 May

**Evolve by Adam Beglio**  
Through a series of talks and research, Evolve captures narratives from Fairfield City Museum and Gallery's collection, members of our Village, young and historical locations, residents and the collection. On at Fairfield Museum and Gallery until 14 May.

**COUNCIL MEETINGS**

10 Services Committee	10 Outcomes Committee
11 Council Meeting	11 Roadworks
12 Council Committee	12 Council Meeting
13 Council Committee	13 Council Meeting

Please contact Council on 9725 0222 on the day of the meeting to confirm the meeting time.

Continue on Page 12

Wakeley Administration Centre 88 Avoca Road, Wakeley Customer Service 9725 0222 Monday to Friday, 8.30am - 4.30pm  
Mailing Address PO Box 21, Fairfield NSW 1880 mail@fairfieldcity.nsw.gov.au

Figure 11: City Connect